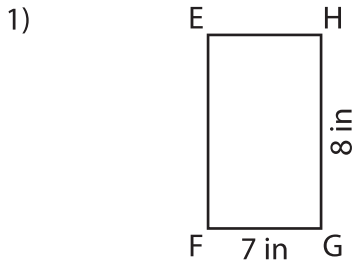


Name : _____

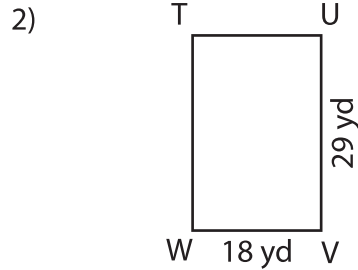
Sides of a Rectangle

Sheet 2

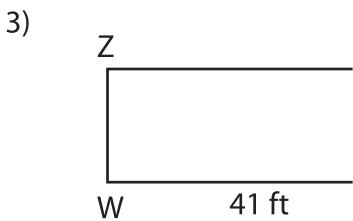
Find the length of the remaining sides of each rectangle.



EF = _____ ;



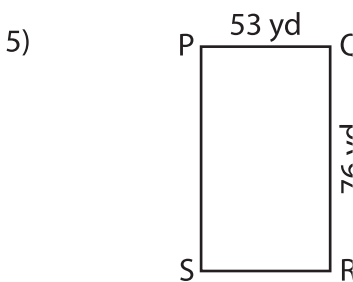
_____ ; TW = _____



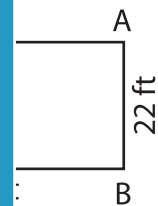
WZ = _____ ;



_____ ; MN = _____



PS = _____ ; RS = _____



AD = _____ ; CD = _____

7) In a rectangle CDEF, the lengths of \overline{CD} and \overline{CF} are 35 inches and 25 inches respectively. Find DE and EF.

