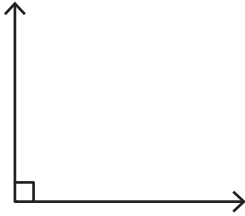


Name : \_\_\_\_\_

## Drawing Angles & Marking Points

1) Mark a point S on the angle.



2) Draw an angle having the point N in its exterior.

•  
N

3) Draw an angle having the interior of the angle.

**PREVIEW**

Gain complete access to the largest collection of worksheets in all subjects!


Members, please log in to download this worksheet.

Not a member? Please sign up to gain complete access.

[www.mathworksheets4kids.com](http://www.mathworksheets4kids.com)



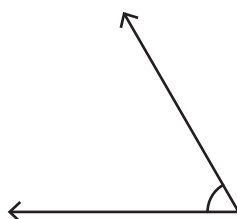
5) Mark a point J on the angle



Marking the point R in its exterior.

•  
R

7) Mark a point C in the exterior of the angle.



8) Draw an angle with the point H lying on it.

•  
H