

Name : _____

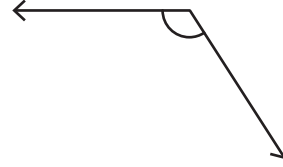
Drawing Angles & Marking Points

Sheet 3

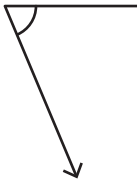
1) Draw an angle having the point P in its exterior.

•
P

2) Mark a point K on the angle.



3) Mark a point N on the angle



PREVIEW

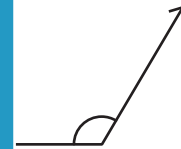
Gain complete access to the largest collection of worksheets in all subjects!

Members, please log in to download this worksheet.

Not a member? Please sign up to gain complete access.

www.mathworksheets4kids.com

the exterior of the angle.



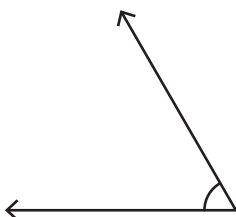
5) Draw an angle having the

•
A

ing the point M in its interior.

•
M

7) Mark a point P in the interior of the angle.



8) Draw an angle with the point F lying on it.

F •