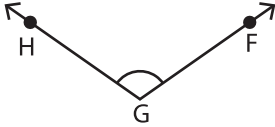


Name : \_\_\_\_\_

# Naming Angles - Revision

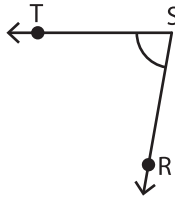
A) Use all the three points and name each angle in two different ways.

1)



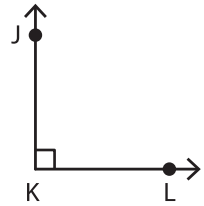
\_\_\_\_\_

2)



\_\_\_\_\_

3)



\_\_\_\_\_

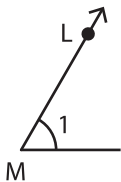
B) Name each angle in two different ways.

4)




\_\_\_\_\_

6)



\_\_\_\_\_



\_\_\_\_\_



\_\_\_\_\_

**PREVIEW**

Gain complete access to the largest collection of worksheets in all subjects!

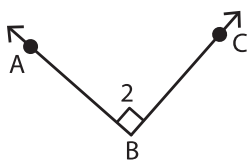
Members, please log in to download this worksheet.

Not a member? Please sign up to gain complete access.

[www.mathworksheets4kids.com](http://www.mathworksheets4kids.com)

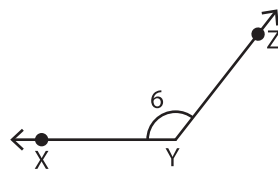
C) Write the missing representation of each angle.

8)



$\angle ABC \cong$  \_\_\_\_\_  $\cong \angle CBA \cong \angle B$

9)



$\angle 6 \cong \angle ZYX \cong \angle Y \cong$  \_\_\_\_\_