

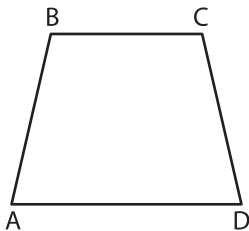
Name : _____

Types of Angles - Shapes

Sheet 1

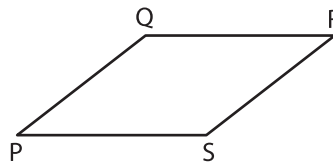
Identify the type of each indicated angle.

1)



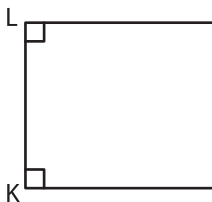
$\angle BCD$: _____

2)



$\angle QRS$: _____

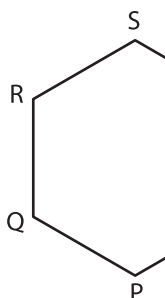
3)



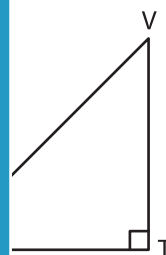
$\angle KLM$: _____



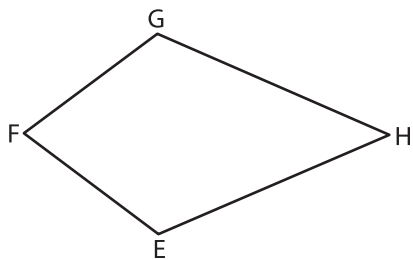
5)



$\angle PQR$: _____

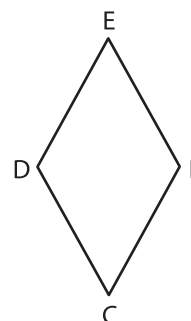


7)



$\angle EFG$: _____

8)



$\angle CDE$: _____

PREVIEW

Gain complete access to the largest collection of worksheets in all subjects!

Members, please log in to download this worksheet.

Not a member? Please sign up to gain complete access.

www.mathworksheets4kids.com