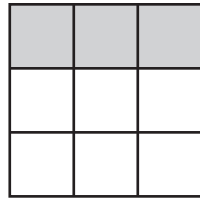
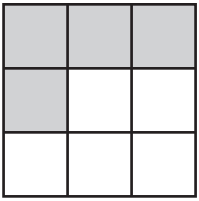


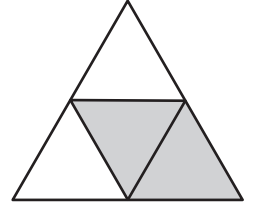
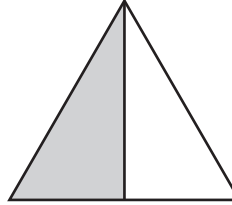
Comparing Fractions - Shapes

Write the fraction denoted by each shape, and compare the fractions using the symbols: $>$, $<$, or $=$.

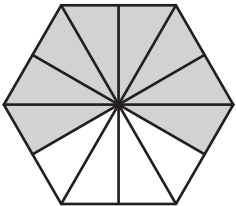
1)



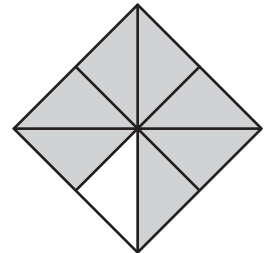
2)



3)



PREVIEW
Gain complete access to the largest collection of worksheets in all subjects!



Members, please log in to download this worksheet.

Not a member? Please sign up to gain complete access.

www.mathworksheets4kids.com

5)

