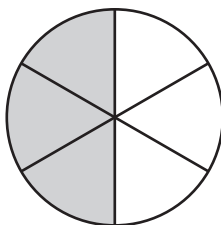
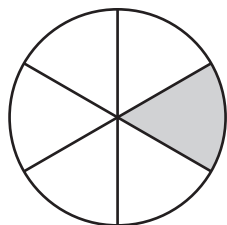


Name : _____

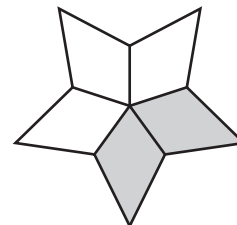
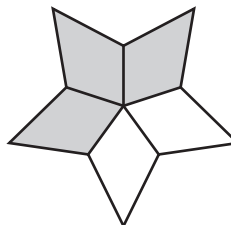
Comparing Fractions - Shapes

Write the fraction denoted by each shape, and compare the fractions using the symbols: $>$, $<$, or $=$.

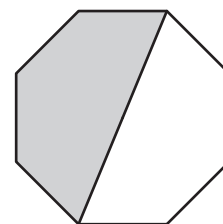
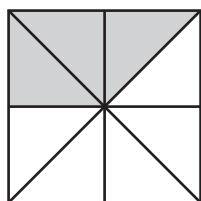
1)



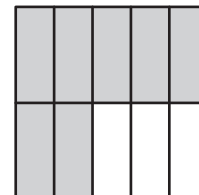
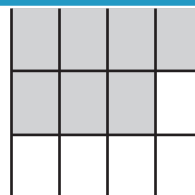
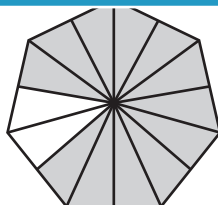
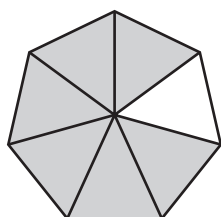
2)



3)



5)



PREVIEW

Gain complete access to the largest
collection of worksheets in all subjects!

Members, please
log in to
download this
worksheet.

Not a member?
Please sign up to
gain complete
access.

www.mathworksheets4kids.com