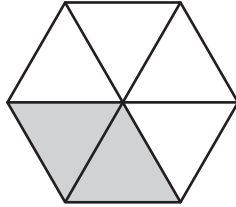
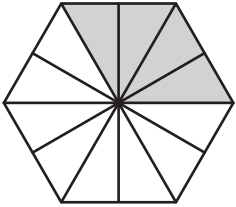


# Comparing Fractions - Shapes


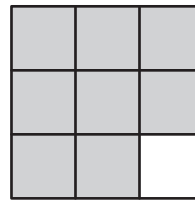
Write the fraction denoted by each shape, and compare the fractions using the symbols:  $>$ ,  $<$ , or  $=$ .

1)



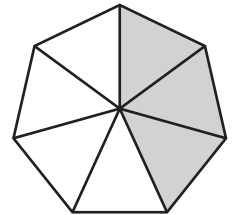
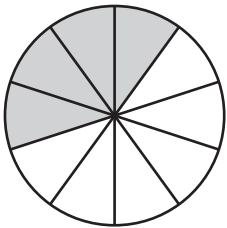
\_\_\_\_\_

2)



\_\_\_\_\_

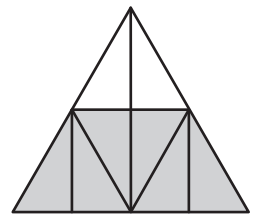
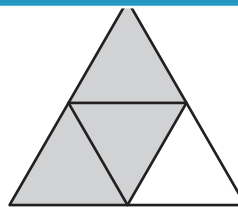
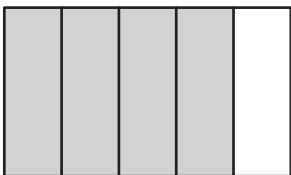
3)



\_\_\_\_\_

\_\_\_\_\_

5)



\_\_\_\_\_

\_\_\_\_\_

\_\_\_\_\_

\_\_\_\_\_

## PREVIEW

Gain complete access to the largest collection of worksheets in all subjects!

Members, please log in to download this worksheet.

Not a member? Please sign up to gain complete access.

[www.mathworksheets4kids.com](http://www.mathworksheets4kids.com)