

Lines, Rays or Line segments: MCQ

Identify the model as a line, ray or line segment.

1)



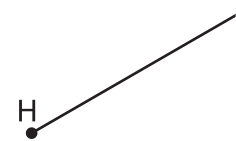
- a) ray AB
- b) line AB
- c) line segment AB
- d) none of the above

2)



- a) line segment DE
- b) ray DE
- d) none of the above

3)



PREVIEW

Gain complete access to the largest collection of worksheets in all subjects!

Members, please log in to download this worksheet.

Not a member? Please sign up to gain complete access.

www.mathworksheets4kids.com

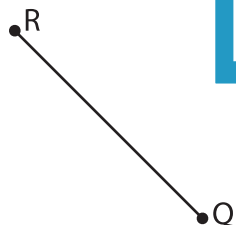
- b) line segment GH
- d) none of the above

4)



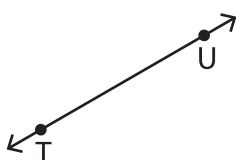
- b) ray LM
- d) none of the above

5)



- b) line QR
- c) ray RQ
- d) none of the above

6)



- a) ray TU
- b) line TU
- c) line segment TU
- d) none of the above