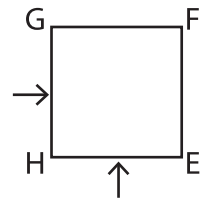
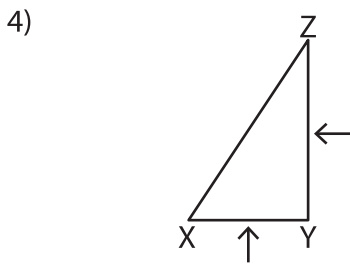
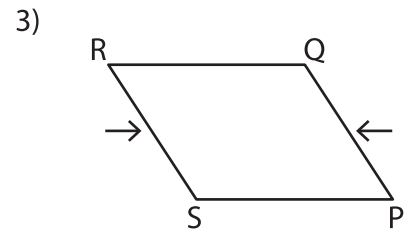
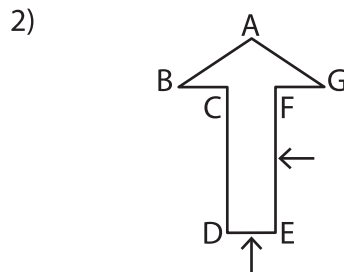
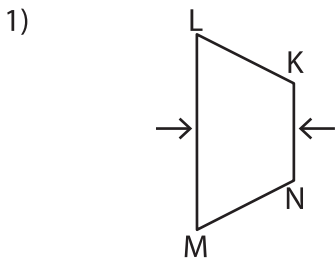


Parallel and Perpendicular Lines : Shapes

Part - A

Write a relation between the line segments indicated by the arrows in each shape.



PREVIEW

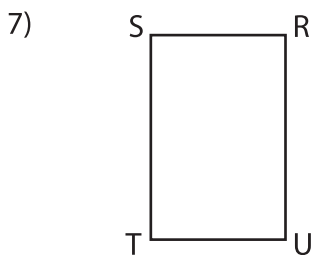
Gain complete access to the largest collection of worksheets in all subjects!

Members, please log in to download this worksheet.

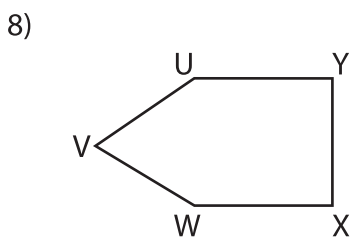
Not a member? Please sign up to gain complete access.

www.mathworksheets4kids.com

Identify the pair of parallel line segments in the shape below.



Write their names.



Perpendicular line segments: _____

Parallel line segments: _____