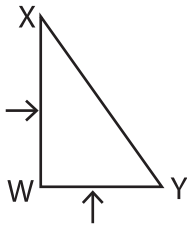


Parallel and Perpendicular Lines : Shapes

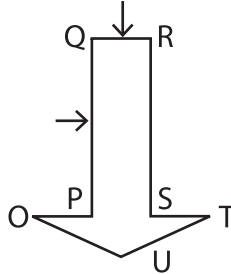
Part - A

Write a relation between the line segments indicated by the arrows in each shape.


1)



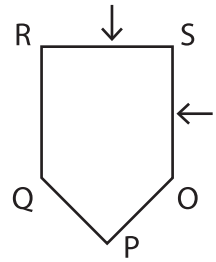
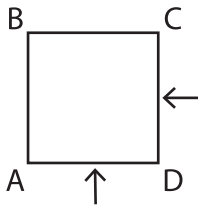
2)



3)



4)



PREVIEW

Gain complete access to the largest collection of worksheets in all subjects!

Members, please log in to download this worksheet.

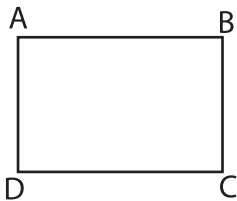
Not a member? Please sign up to gain complete access.

www.mathworksheets4kids.com

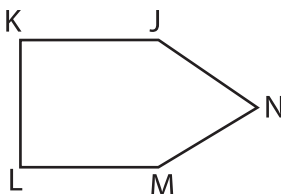
Identify the pair of parallel a

e them.

7)



8)



Perpendicular line segments:

Parallel line segments:
