

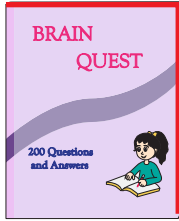
Name : _____

Parallel vs Perpendicular Lines

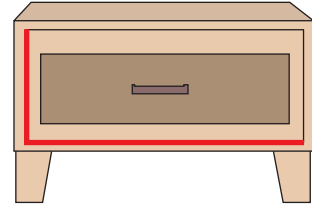
Sheet 3

Identify the highlighted pair of lines as parallel or perpendicular in each object.

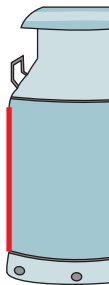
1)



2)



3)



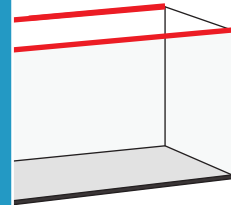
PREVIEW

Gain complete access to the largest collection of worksheets in all subjects!

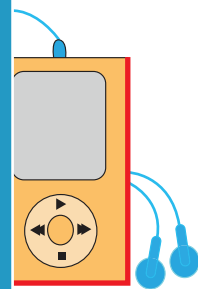
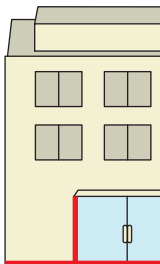
Members, please log in to download this worksheet.

Not a member? Please sign up to gain complete access.


www.mathworksheets4kids.com



5)



7)



8)

