

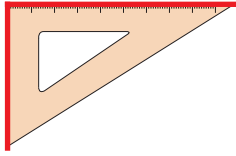
Name : \_\_\_\_\_

## Parallel vs Perpendicular Lines

Sheet 5

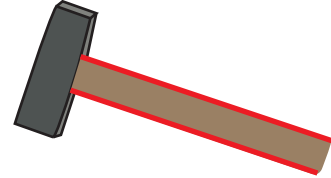
Identify the highlighted pair of lines as parallel or perpendicular in each object.

1)



\_\_\_\_\_

2)



\_\_\_\_\_

3)



**PREVIEW**

Gain complete access to the largest collection of worksheets in all subjects!

Members, please log in to download this worksheet.

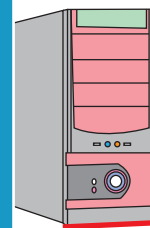
Not a member? Please sign up to gain complete access.

[www.mathworksheets4kids.com](http://www.mathworksheets4kids.com)



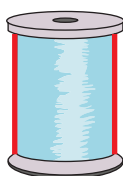
\_\_\_\_\_

5)



\_\_\_\_\_

7)



\_\_\_\_\_

8)



\_\_\_\_\_