

Name : \_\_\_\_\_

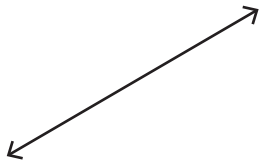
# Points, Lines, Rays & Line segments

Sheet 2

## Part - A

Write each as a point, line, ray or line segment.

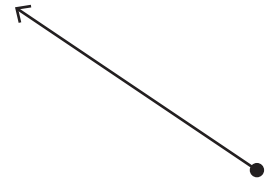
1)



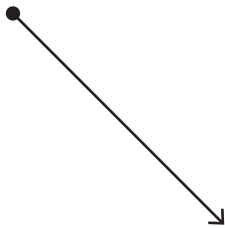
2)



3)



4)



# PREVIEW

Gain complete access to the largest collection of worksheets in all subjects!

Members, please log in to download this worksheet.

Not a member? Please sign up to gain complete access.

www.mathworksheets4kids.com

Draw the following.

1) A ray

line

Name : \_\_\_\_\_

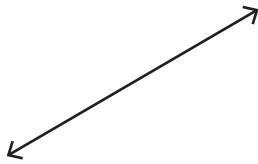
**Answer key**

**Points, Lines, Rays & Line segments**

**Part - A**

Write each as a point, line, ray or line segment.

1)

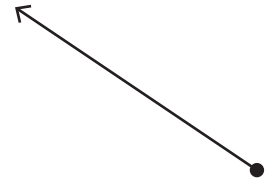


**line**

2)

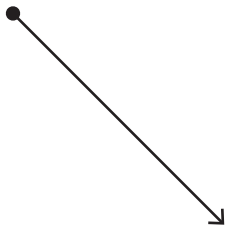


3)



**ray**

4)



**ray**



**line segment**

**PREVIEW**

Gain complete access to the largest collection of worksheets in all subjects!


Members, please log in to download this worksheet.

Not a member? Please sign up to gain complete access.

[www.mathworksheets4kids.com](http://www.mathworksheets4kids.com)

Draw the following.

1) A ray



line