

Name : \_\_\_\_\_

# Points, Lines, Rays & Line segments

Sheet 4

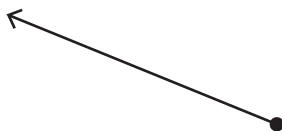
## Part - A

Write each as a point, line, ray or line segment.

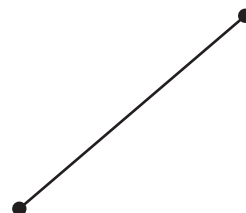
1)



2)



3)



4)



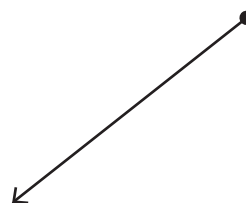
# PREVIEW

Gain complete access to the largest collection of worksheets in all subjects!

Members, please log in to download this worksheet.

Not a member? Please sign up to gain complete access.

[www.mathworksheets4kids.com](http://www.mathworksheets4kids.com)



Draw the following.

1) A ray

A line

Name : \_\_\_\_\_

**Answer key**

**Points, Lines, Rays & Line segments**

**Part - A**


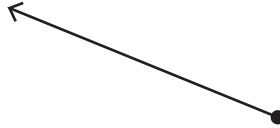
Write each as a point, line, ray or line segment.

1)



**point**

2)



**line segment**

3)

4)



**line segment**

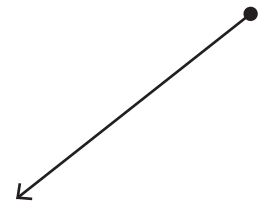
**PREVIEW**

Gain complete access to the largest collection of worksheets in all subjects!

Members, please log in to download this worksheet.

Not a member? Please sign up to gain complete access.

[www.mathworksheets4kids.com](http://www.mathworksheets4kids.com)



**ray**

Draw the following.

1) A ray

A line

