


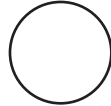





# Identifying Shape Pattern


MS3

Complete the shape pattern.

1) 

							
---	--	---	---	---	---	---	---

2) 

							
--	---	---	---	---	---	---	---

3) 

						
---	---	--	--	--	--	---


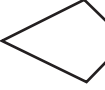
4) 

					
---	---	--	--	---	---


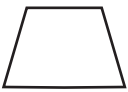


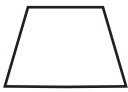


5) 

					
---	---	--	--	---	---








6) 

					
---	---	--	--	---	--

7) 

							
---	---	---	---	--	--	---	---

8) 

							
---	---	---	--	---	---	---	---

**PREVIEW**

Gain complete access to the largest collection of worksheets in all subjects!

Members, please log in to download this worksheet.

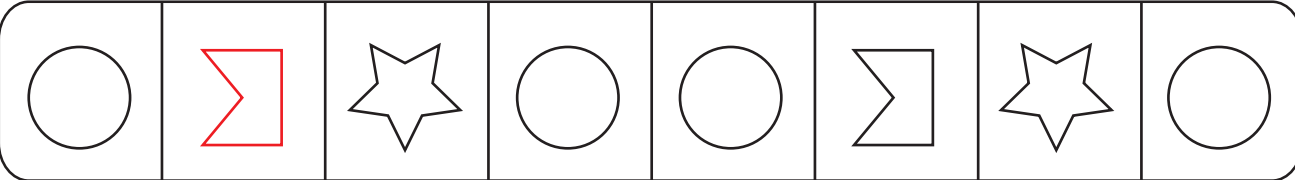
Not a member? Please sign up to gain complete access.

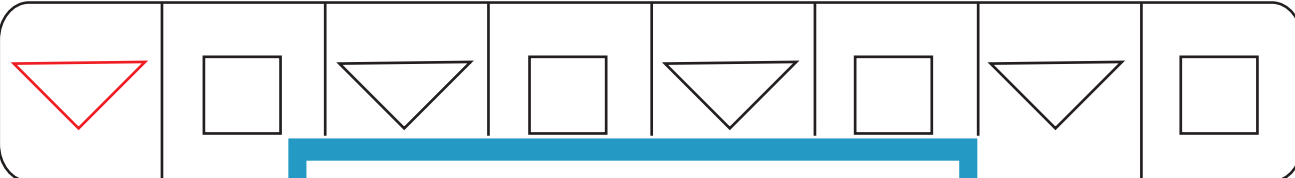
[www.mathworksheets4kids.com](http://www.mathworksheets4kids.com)

## Identifying Shape Pattern

MS3

Complete the shape pattern.

1) 

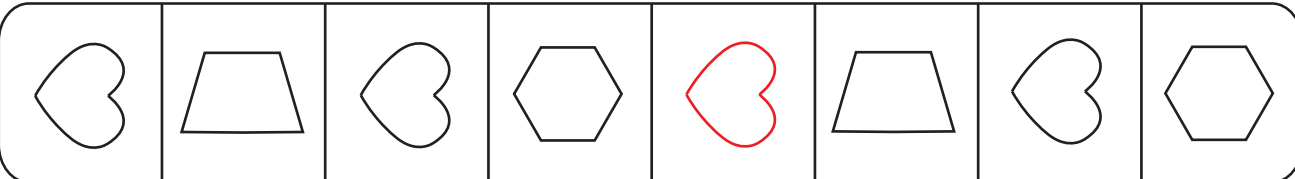
2) 

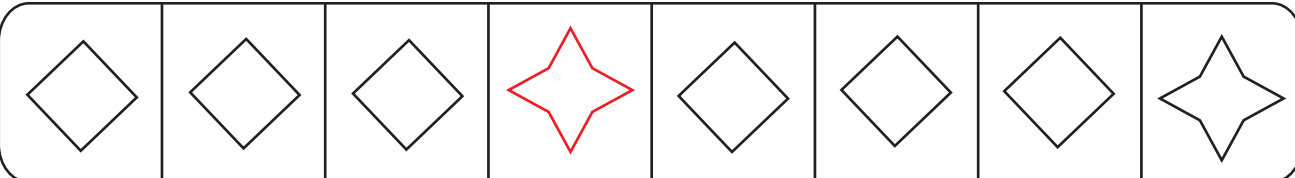
3) 

4) 

5) 

6) 

7) 

8) 

**PREVIEW**

Gain complete access to the largest collection of worksheets in all subjects!

Members, please log in to download this worksheet.

Not a member? Please sign up to gain complete access.

[www.mathworksheets4kids.com](http://www.mathworksheets4kids.com)