

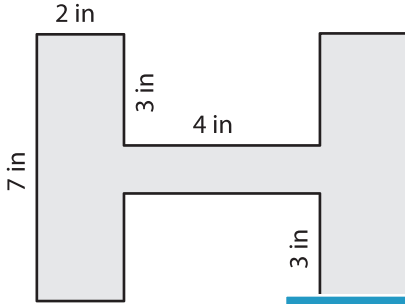
Name : \_\_\_\_\_

# Area of Rectangular Paths

L153

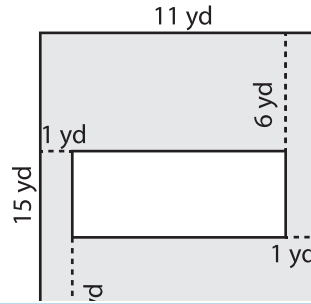
Find the area of each shaded region.

1)



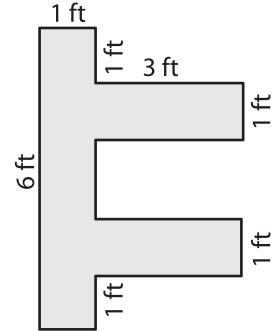
Area = \_\_\_\_\_

2)



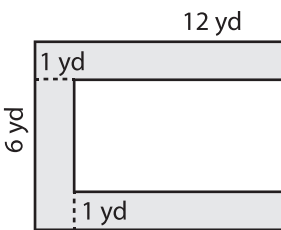
Area = \_\_\_\_\_

3)



Area = \_\_\_\_\_

4)



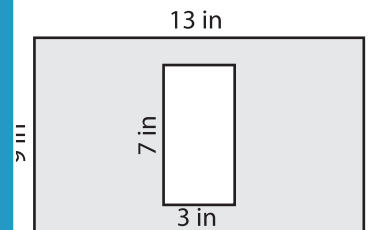
Area = \_\_\_\_\_

Gain complete access to the largest collection of worksheets in all subjects!

Members, please log in to download this worksheet.

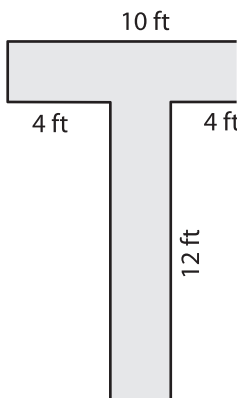
Not a member? Please sign up to gain complete access.

[www.mathworksheets4kids.com](http://www.mathworksheets4kids.com)

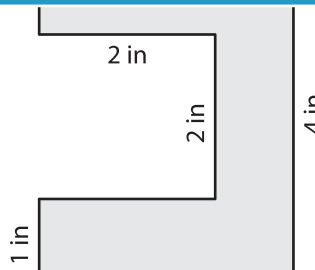


Area = \_\_\_\_\_

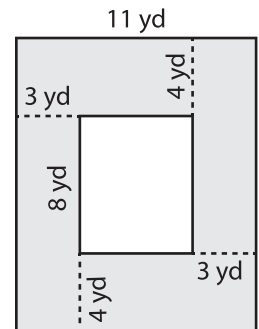
7)



Area = \_\_\_\_\_



Area = \_\_\_\_\_



Area = \_\_\_\_\_