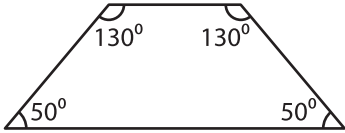


Name : \_\_\_\_\_

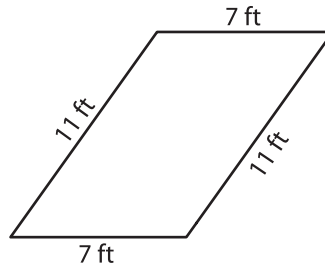
# Parallelogram

A) State whether each quadrilateral is a parallelogram.

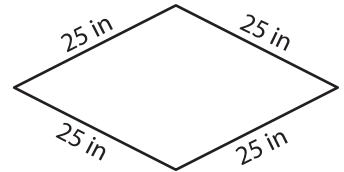
1)



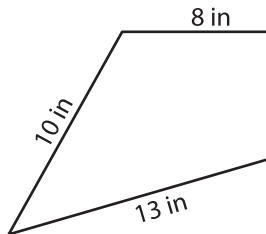
2)



3)



4)



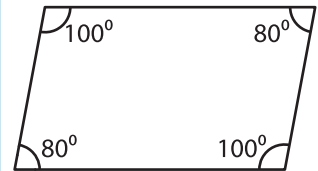
# PREVIEW

Gain complete access to the largest collection of worksheets in all subjects!

Members, please log in to download this worksheet.


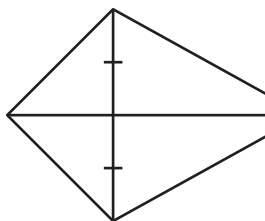
Not a member? Please sign up to gain complete access.

[www.mathworksheets4kids.com](http://www.mathworksheets4kids.com)



B) State whether each

7)



10) QRST is a quadrilateral. The sides  $\overline{QR}$ ,  $\overline{RS}$ ,  $\overline{ST}$  and  $\overline{QT}$  measure 9 inches, 5 inches, 9 inches and 5 inches respectively. State whether QRST is a parallelogram.