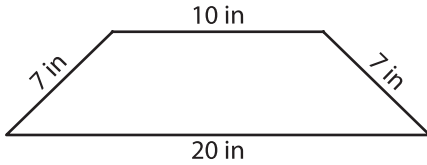


# Rhombus

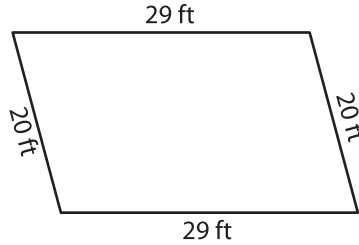
A) State whether each quadrilateral is a rhombus.

1)



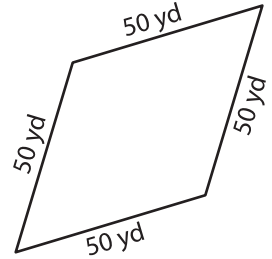
\_\_\_\_\_

2)



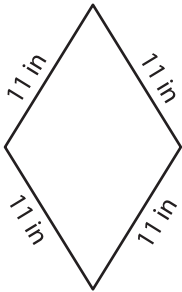
\_\_\_\_\_

3)



\_\_\_\_\_

4)



\_\_\_\_\_

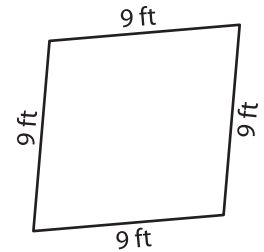
## PREVIEW

Gain complete access to the largest collection of worksheets in all subjects!

Members, please log in to download this worksheet.

Not a member? Please sign up to gain complete access.

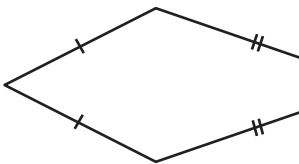
[www.mathworksheets4kids.com](http://www.mathworksheets4kids.com)



\_\_\_\_\_

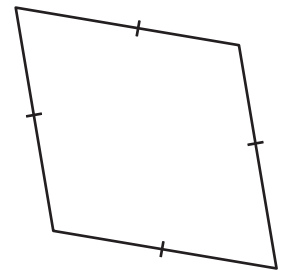
B) State whether each

7)



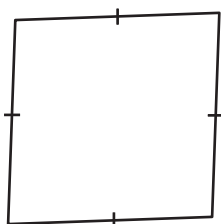
\_\_\_\_\_

Not a member? Please sign up to gain complete access.



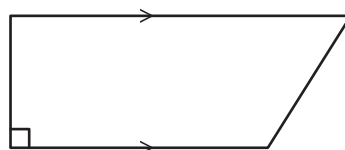
\_\_\_\_\_

10)



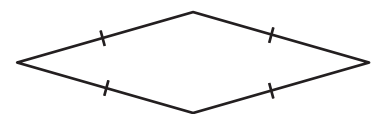
\_\_\_\_\_

11)



\_\_\_\_\_

12)



\_\_\_\_\_