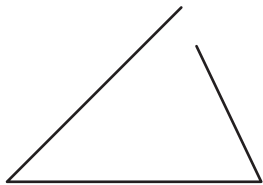


# Identifying Polygons


Write whether each figure is a polygon or not a polygon.

1)



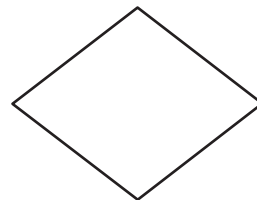
\_\_\_\_\_

2)



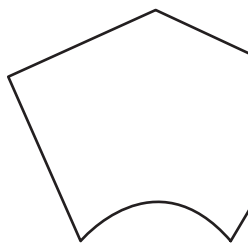
\_\_\_\_\_

3)



\_\_\_\_\_

4)



\_\_\_\_\_

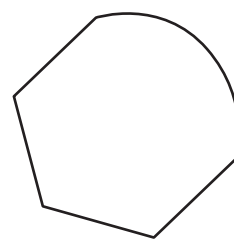
**PREVIEW**

Gain complete access to the largest collection of worksheets in all subjects!

Members, please log in to download this worksheet.

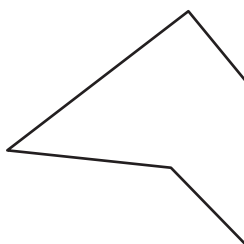
Not a member? Please sign up to gain complete access.

[www.mathworksheets4kids.com](http://www.mathworksheets4kids.com)

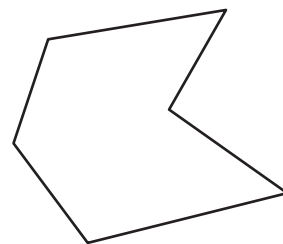


\_\_\_\_\_

7)

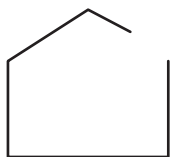


\_\_\_\_\_



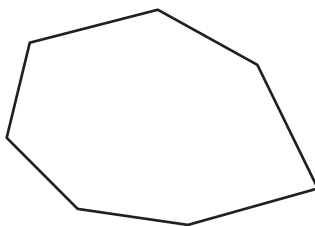
\_\_\_\_\_

10)




\_\_\_\_\_

11)



\_\_\_\_\_

12)



\_\_\_\_\_