


Symmetry in Real-life

Sheet 1

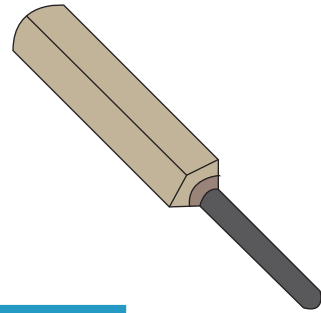
Draw a line of symmetry on each one.

(Some pictures may have more than one line of symmetry)

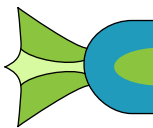
1)





2)



3)

**PREVIEW**Gain complete access to the largest
collection of worksheets in all subjects!

5)

Members, please
log in to
download this
worksheet.Not a member?
Please sign up to
gain complete
access.www.mathworksheets4kids.com

7)



8)

