

Symmetry in Real-life

Sheet 2

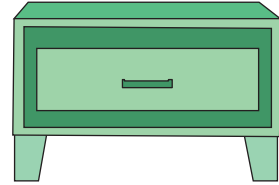
Draw a line of symmetry on each one.

(Some pictures may have more than one line of symmetry)

1)



2)



3)



PREVIEW


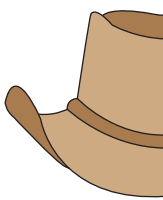
Gain complete access to the largest
collection of worksheets in all subjects!

Members, please
log in to
download this
worksheet.

Not a member?
Please sign up to
gain complete
access.

www.mathworksheets4kids.com

5)



7)



8)

