

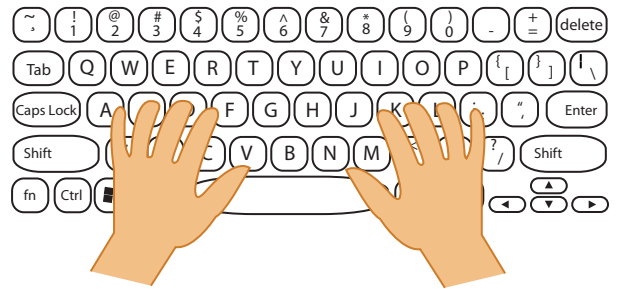
Name : \_\_\_\_\_

# Making a Line Plot

CS1

Thirty students took an online typing test to determine their typing speed. Recorded and tabulated below is the typing speed (words per minute) of each student. Read the data carefully, label the axes, and provide an appropriate title. Also, make a line plot to represent the data.

<b>39</b>	<b>37</b>	<b>40</b>	<b>42</b>	<b>44</b>	<b>41</b>
<b>43</b>	<b>38</b>	<b>39</b>	<b>43</b>	<b>42</b>	<b>40</b>
<b>39</b>	<b>40</b>	<b>41</b>	<b>42</b>	<b>43</b>	<b>44</b>
<b>41</b>	<b>42</b>	<b>44</b>	<b>43</b>	<b>44</b>	<b>40</b>
<b>42</b>	<b>37</b>	<b>43</b>	<b>38</b>	<b>40</b>	<b>41</b>



Name : \_\_\_\_\_

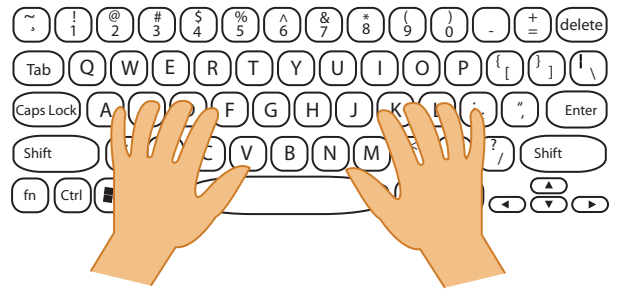
**Answer Key**

**Making a Line Plot**

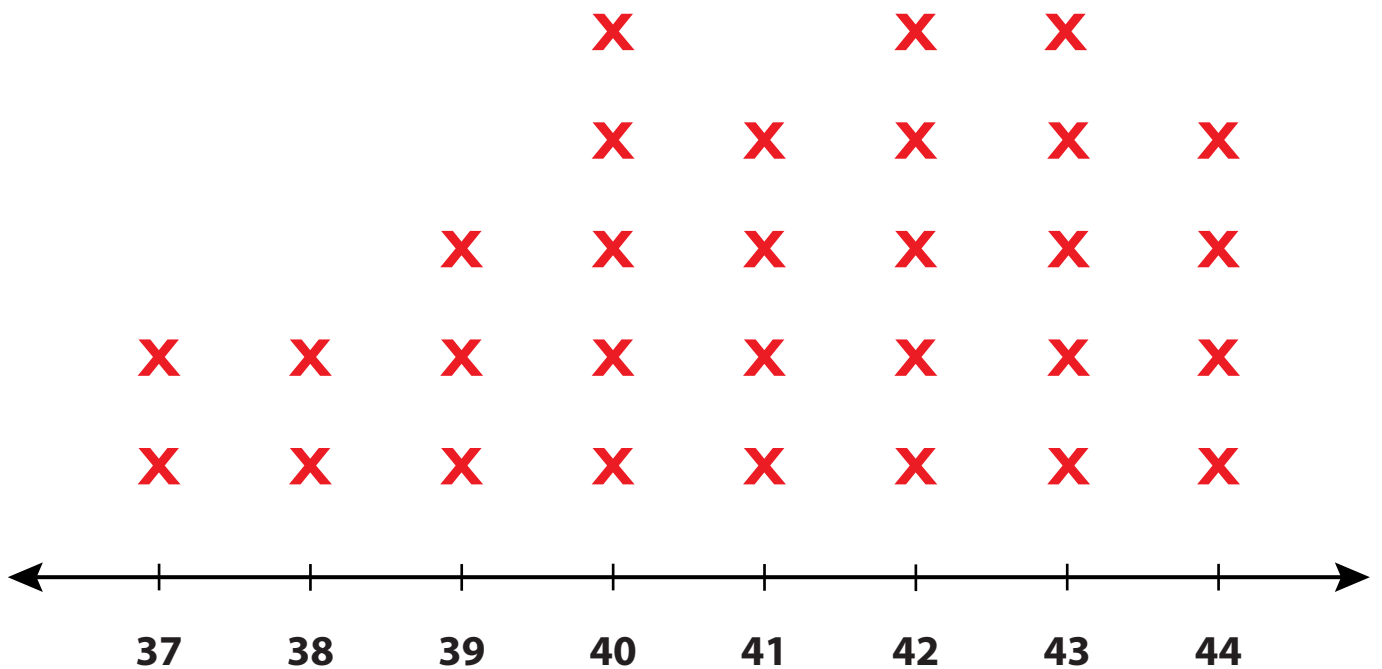
CS1

Thirty students took an online typing test to determine their typing speed. Recorded and tabulated below is the typing speed (words per minute) of each student. Read the data carefully, label the axes, and provide an appropriate title. Also, make a line plot to represent the data.

<b>39</b>	<b>37</b>	<b>40</b>	<b>42</b>	<b>44</b>	<b>41</b>
<b>43</b>	<b>38</b>	<b>39</b>	<b>43</b>	<b>42</b>	<b>40</b>
<b>39</b>	<b>40</b>	<b>41</b>	<b>42</b>	<b>43</b>	<b>44</b>
<b>41</b>	<b>42</b>	<b>44</b>	<b>43</b>	<b>44</b>	<b>40</b>
<b>42</b>	<b>37</b>	<b>43</b>	<b>38</b>	<b>40</b>	<b>41</b>



**Typing Test**



**Typing speed (wpm)**