


Name : _____

Making a Line Plot

CS3

Twenty children participated in a game of balloon pop at a birthday party. The number of balloons popped by each child is recorded and tabulated below. Read the data carefully, label the axes, and provide an appropriate title. Also, make a line plot to represent the data.

26	20	21	22	21
23	21	26	24	25
20	23			
20	22			



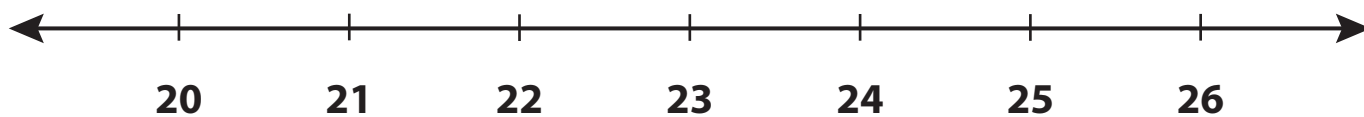
PREVIEW

Gain complete access to the largest collection of worksheets in all subjects!

Members, please log in to download this worksheet.

Not a member? Please sign up to gain complete access.

www.mathworksheets4kids.com



Name : _____


Answer Key

Making a Line Plot

CS3

Twenty children participated in a game of balloon pop at a birthday party. The number of balloons popped by each child is recorded and tabulated below. Read the data carefully, label the axes, and provide an appropriate title. Also, make a line plot to represent the data.

26	20	21	22	21
23	21	26	24	25
20	23			
20	22			



PREVIEW

Gain complete access to the largest collection of worksheets in all subjects!

Members, please log in to download this worksheet.

Not a member? Please sign up to gain complete access.

www.mathworksheets4kids.com

