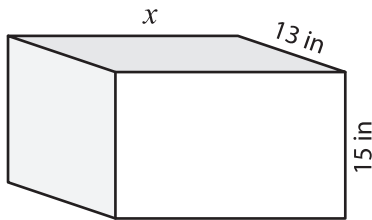


Name : _____

Surface Area - Rectangular Prism

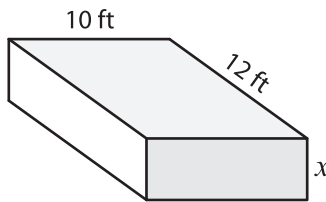
Find the value of x .

1) Surface Area = $1,510 \text{ in}^2$

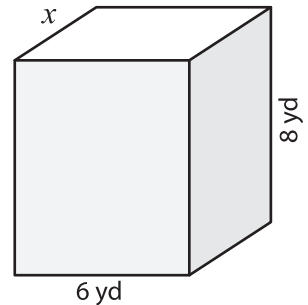


$x =$ _____

2) Surface Area = 372 ft^2

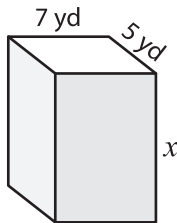


3) Surface Area = 208 yd^2



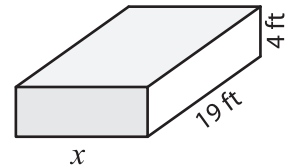
$x =$ _____

4) Surface Area = 334 yd^2



$x =$ _____

Surface Area = 796 ft^2



$x =$ _____

7) The surface area of a rectangular prism is 11 yd^2 , 3 yd^2 respectively.

width of the prism are

PREVIEW

Gain complete access to the largest collection of worksheets in all subjects!

Members, please log in to download this worksheet.

Not a member? Please sign up to gain complete access.

www.mathworksheets4kids.com

8) The length and width of a rectangular prism are 16 inches and 1 inch respectively. Find the height of the rectangular prism whose surface area is 508 square inches.