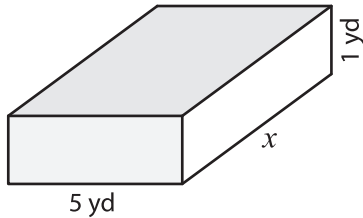


Name : _____

Surface Area - Rectangular Prism

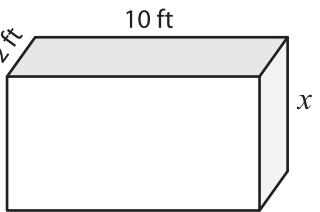
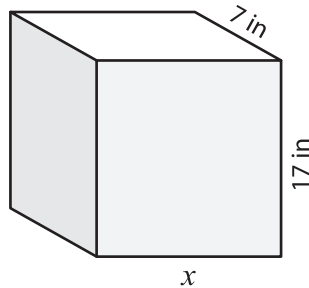
Find the value of x .

1) Surface Area = 106 yd^2



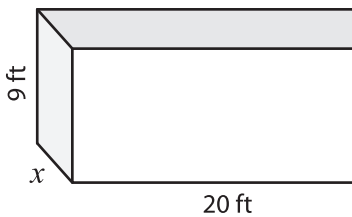
$x =$ _____

2) Surface Area = 910 in^2



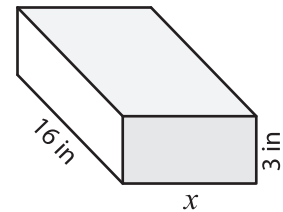
$x =$ _____

4) Surface Area = 592 ft^2



$x =$ _____

Surface Area = 514 in^2



$x =$ _____

7) The length and width of the rectangular prism w

pectively. Find the height of

PREVIEW

Gain complete access to the largest collection of worksheets in all subjects!

Members, please log in to download this worksheet.

Not a member? Please sign up to gain complete access.

www.mathworksheets4kids.com

8) The surface area of a rectangular prism is 716 square yards. If the length and height of the prism are 18 yards and 4 yards respectively, how wide is the rectangular prism?