

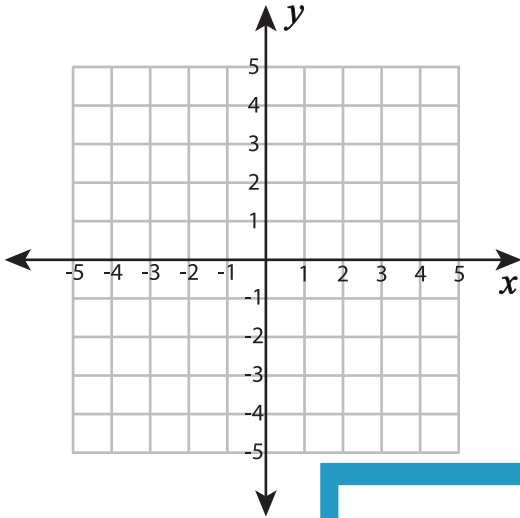
Name : \_\_\_\_\_

## Plotting Points - Shapes

All quadrants: S1

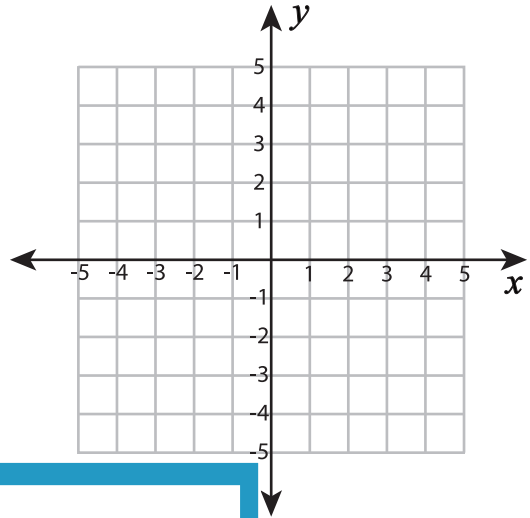
Plot and join the points in the given order. Complete the figure by joining the end points. Identify the shape.

1)  $(3, 3), (3, -2), (-2, -2)$

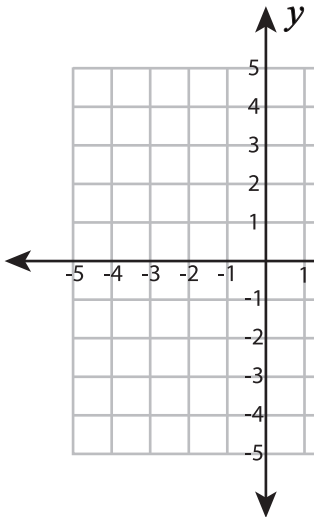


Shape: \_\_\_\_\_

2)  $(-3, 3), (3, 3), (3, -1), (-3, -1)$

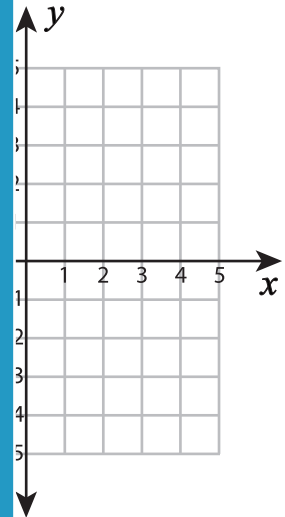


3)  $(-2, 1), (1, 1), (4, -2),$

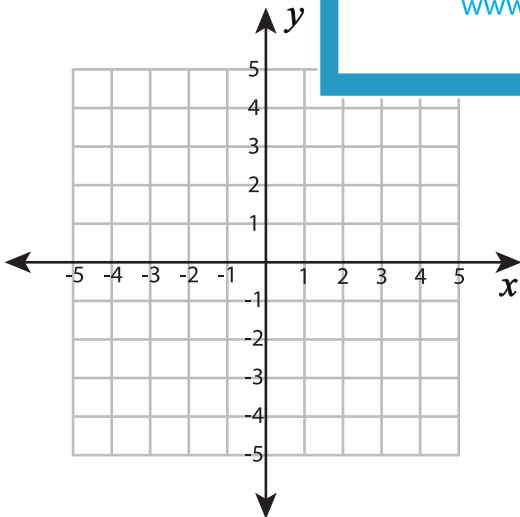


Shape: \_\_\_\_\_

$(-2), (0, -4), (-2, -2), (-2, 1)$

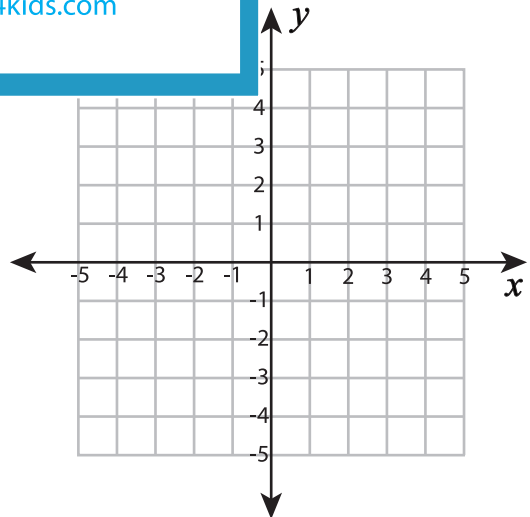


5)  $(3, -3), (-3, -3), (-3, 3)$



Shape: \_\_\_\_\_

$(3), (2, 1)$



Shape: \_\_\_\_\_

**PREVIEW**

Gain complete access to the largest collection of worksheets in all subjects!

Members, please log in to download this worksheet.

Not a member? Please sign up to gain complete access.

[www.mathworksheets4kids.com](http://www.mathworksheets4kids.com)