

Name : \_\_\_\_\_

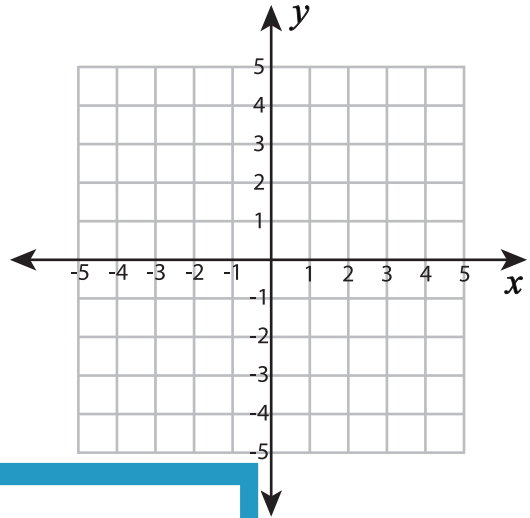
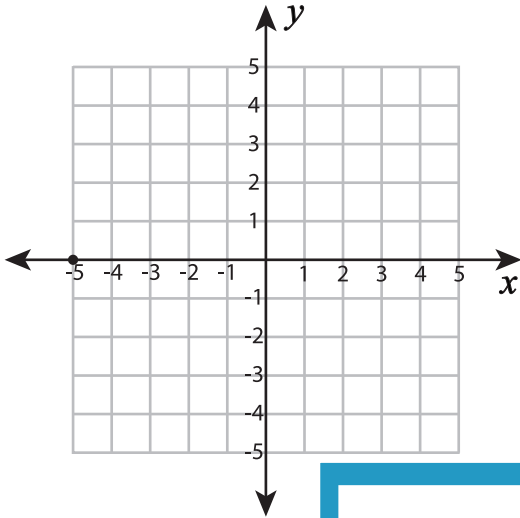
## Plotting Points - Shapes

All quadrants: S2

Plot and join the points in the given order. Complete the figure by joining the end points. Identify the shape.

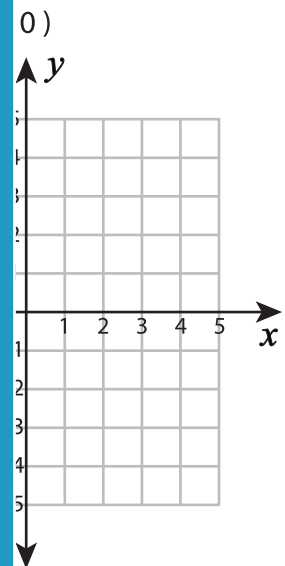
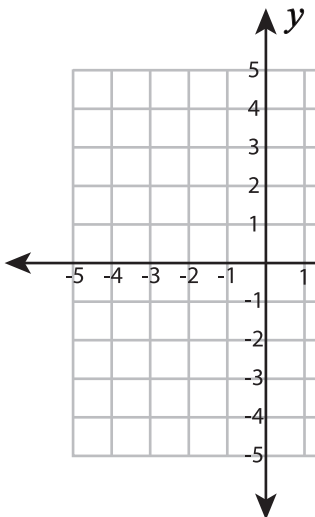
1)  $(-2, 3), (1, 0), (-1, -2), (-3, -2), (-5, 0)$

2)  $(-2, 1), (-2, 4), (1, 4), (1, 1)$



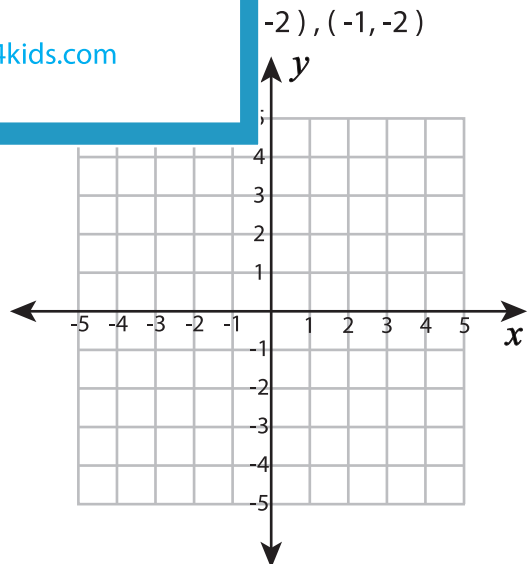
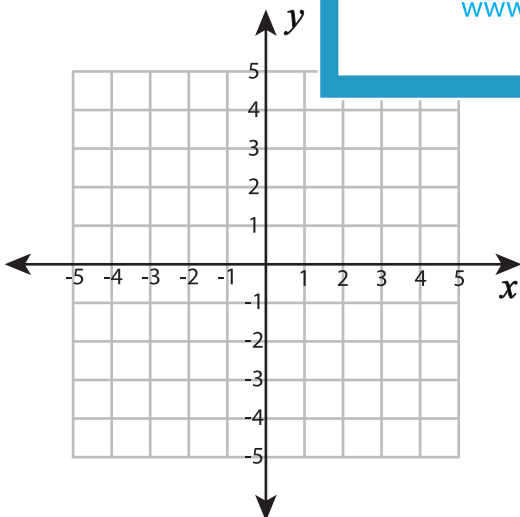
Shape: \_\_\_\_\_

3)  $(3, 2), (4, -2), (-2, -2)$



Shape: \_\_\_\_\_

5)  $(3, 5), (3, -5), (-2, -2)$



Shape: \_\_\_\_\_

Shape: \_\_\_\_\_

**PREVIEW**

Gain complete access to the largest collection of worksheets in all subjects!

Members, please log in to download this worksheet.

Not a member? Please sign up to gain complete access.

[www.mathworksheets4kids.com](http://www.mathworksheets4kids.com)