

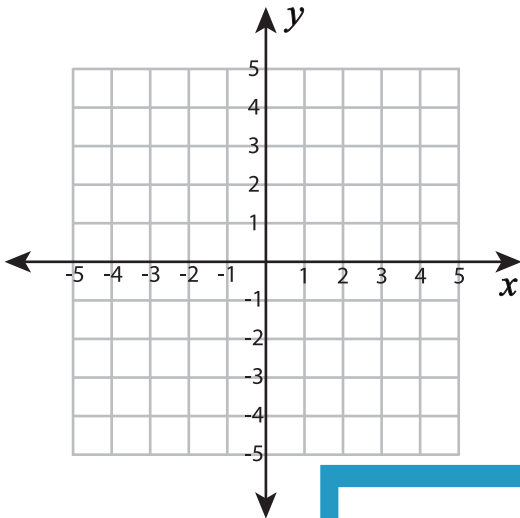
Name : _____

Plotting Points - Shapes

All quadrants: S3

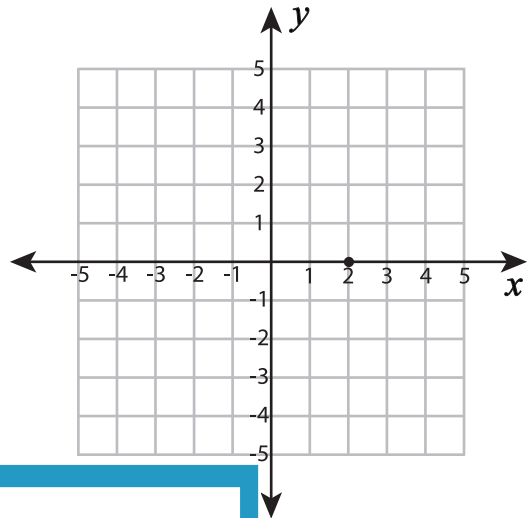
Plot and join the points in the given order. Complete the figure by joining the end points. Identify the shape.

1) $(5, 3), (5, -3), (2, -3), (2, 3)$



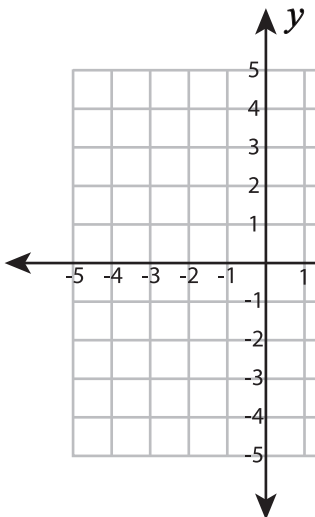
Shape: _____

2) $(-1, 2), (1, 2), (2, 0), (1, -2), (-1, -2), (-2, 0)$



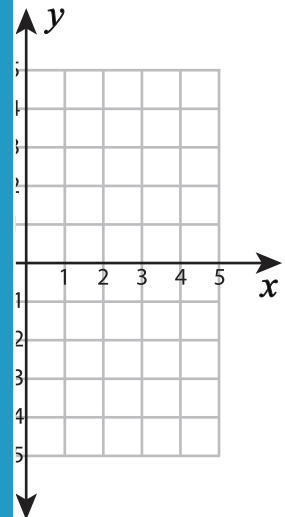
Shape: _____

3) $(-2, -1), (1, -1), (1, -4)$



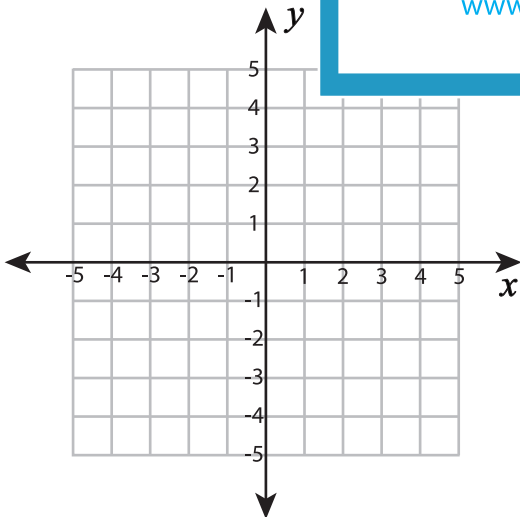
Shape: _____

4) $(1, 1), (3, -3), (-1, -3)$



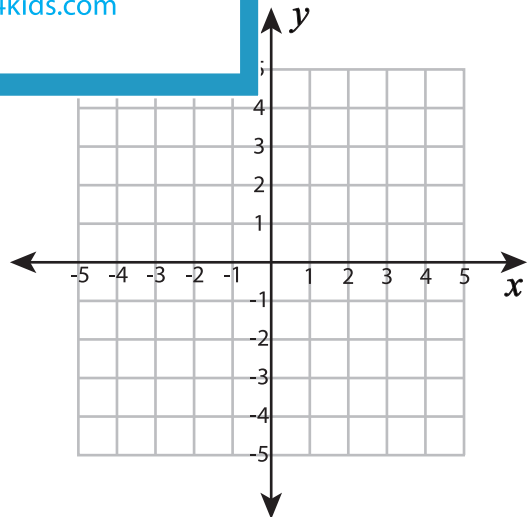
Shape: _____

5) $(-2, -4), (1, 1), (4, -4)$



Shape: _____

6) $(-5, -1), (-1, -2)$



Shape: _____

PREVIEW

Gain complete access to the largest collection of worksheets in all subjects!

Members, please log in to download this worksheet.

Not a member? Please sign up to gain complete access.

www.mathworksheets4kids.com