

Name : \_\_\_\_\_

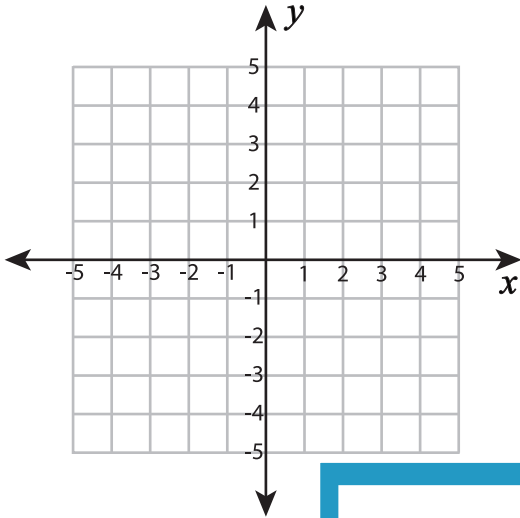
## Plotting Points - Shapes

All quadrants: S4

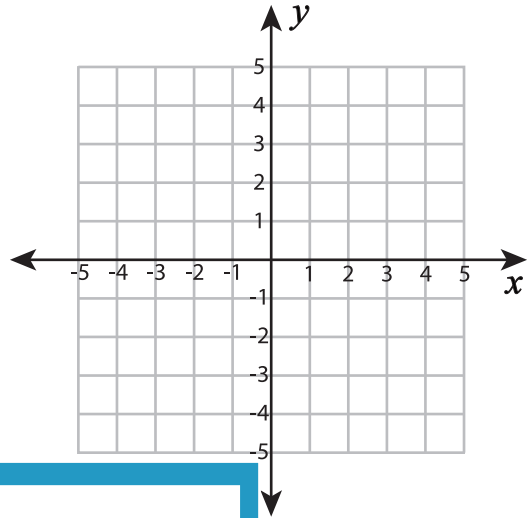
Plot and join the points in the given order. Complete the figure by joining the end points. Identify the shape.

1)  $(-2, 2), (1, 2), (3, 0), (1, -2), (-2, -2), (-4, 0)$

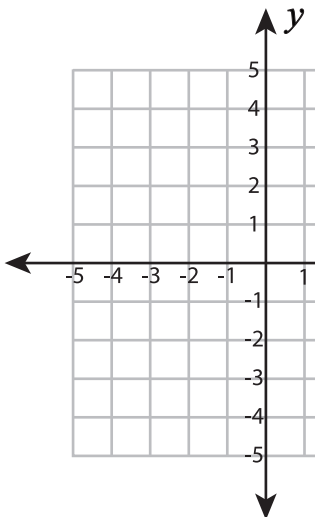
2)  $(-2, 3), (4, 3), (4, -3), (-2, -3)$



Shape: \_\_\_\_\_

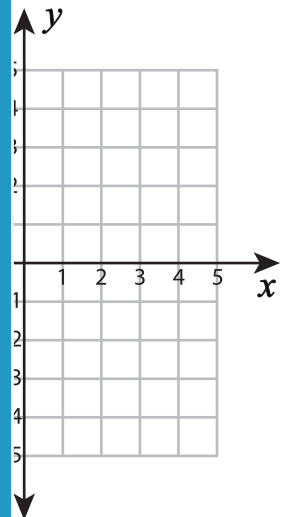


3)  $(1, 1), (1, -4), (-4, -4)$

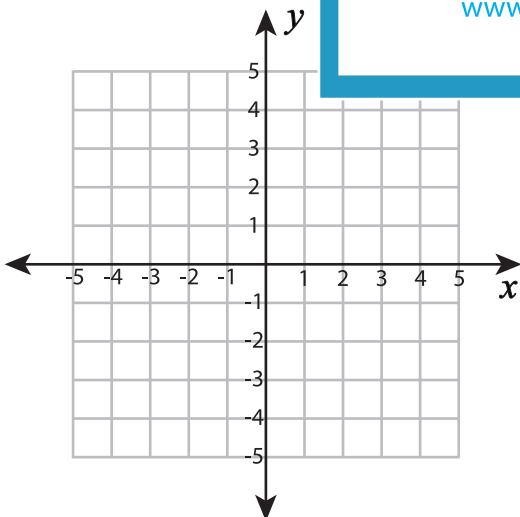


Shape: \_\_\_\_\_

$(-1), (-1, 0)$

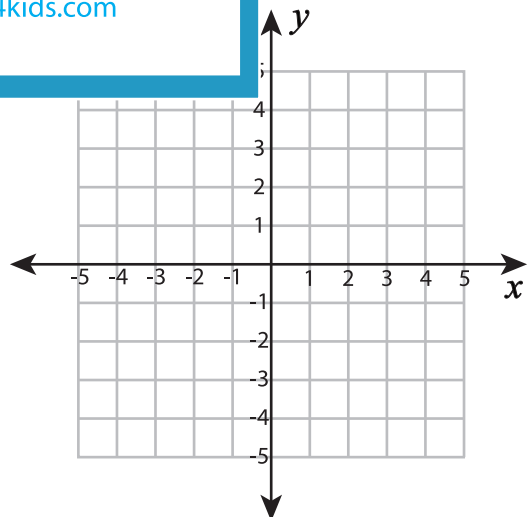


5)  $(-4, 3), (0, 3), (0, -3),$



Shape: \_\_\_\_\_

$(-2), (-4, -2)$



Shape: \_\_\_\_\_

**PREVIEW**

Gain complete access to the largest collection of worksheets in all subjects!

Members, please log in to download this worksheet.

Not a member? Please sign up to gain complete access.

[www.mathworksheets4kids.com](http://www.mathworksheets4kids.com)