

Name : \_\_\_\_\_

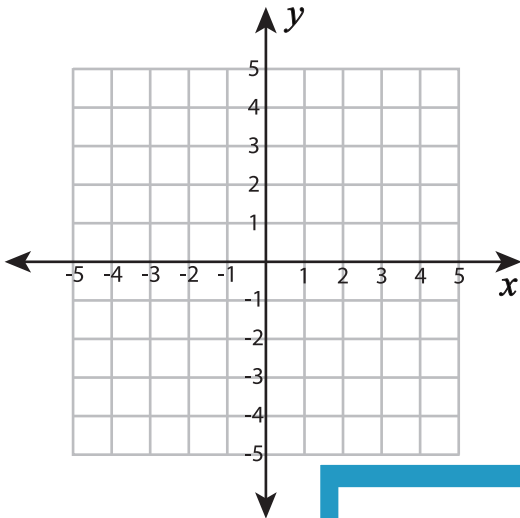
## Plotting Points - Shapes

All quadrants: S5

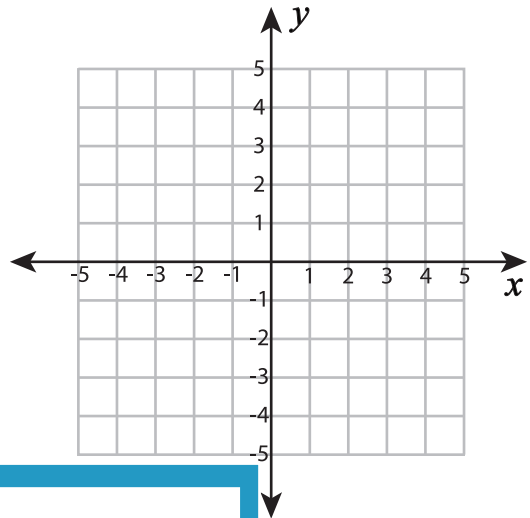
Plot and join the points in the given order. Complete the figure by joining the end points. Identify the shape.

1)  $(-3, 3), (3, 3), (4, -1), (-2, -1)$

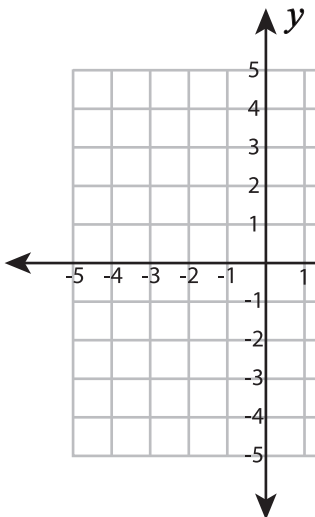
2)  $(-1, -1), (2, 2), (5, -1), (3, -3), (1, -3)$



Shape: \_\_\_\_\_

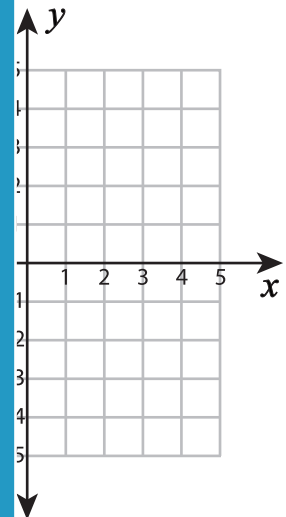


3)  $(-2, 4), (1, 4), (1, -2), (5, 1)$

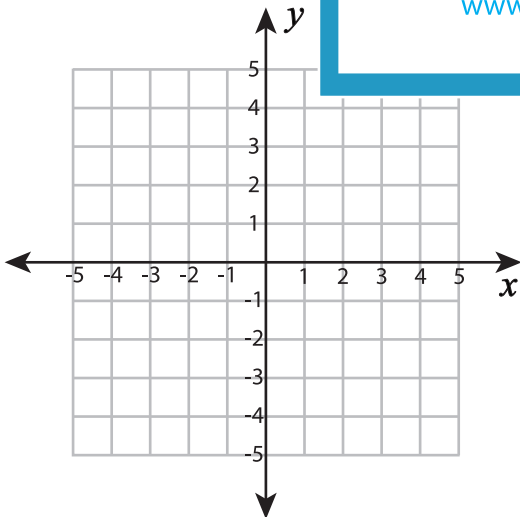


Shape: \_\_\_\_\_

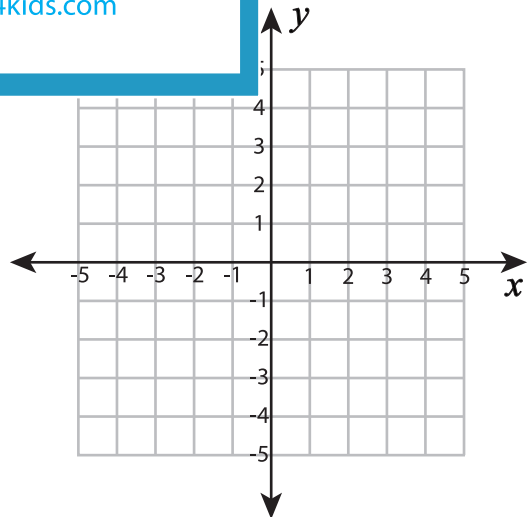
$(2, -2), (5, 1)$



5)  $(-1, 3), (1, 3), (2, 1), (2, -4)$



Shape: \_\_\_\_\_



Shape: \_\_\_\_\_

# PREVIEW

Gain complete access to the largest collection of worksheets in all subjects!

Members, please log in to download this worksheet.

Not a member? Please sign up to gain complete access.

[www.mathworksheets4kids.com](http://www.mathworksheets4kids.com)