

Plotting Points

All quadrants: S1

A) Plot each point on the coordinate grid.

1) D(-2, 3)

2) H(-1, -5)

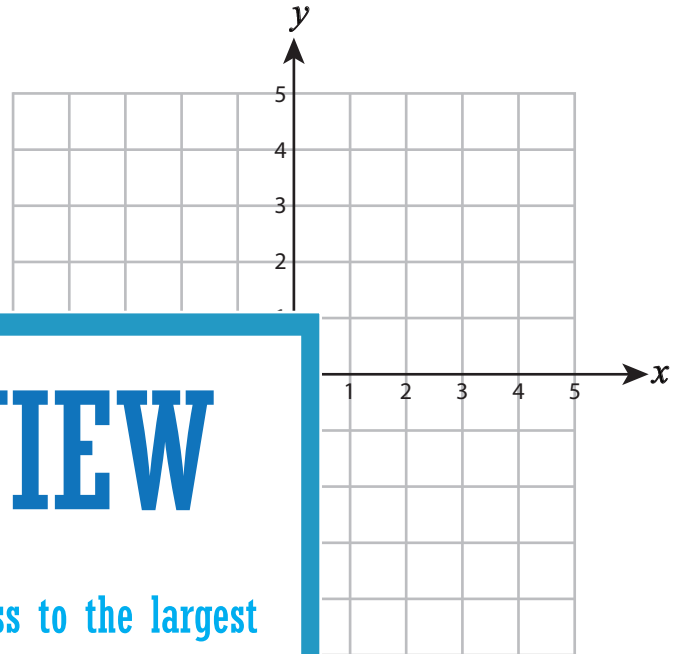
3) K(2, 2)

4) U(2, 4)

5) E(-1, -1)

7) P(0, 5)

9) C(1, 4)



PREVIEW

Gain complete access to the largest collection of worksheets in all subjects!

Members, please log in to download this worksheet.

Not a member? Please sign up to gain complete access.

www.mathworksheets4kids.com

B) Draw each shape on the

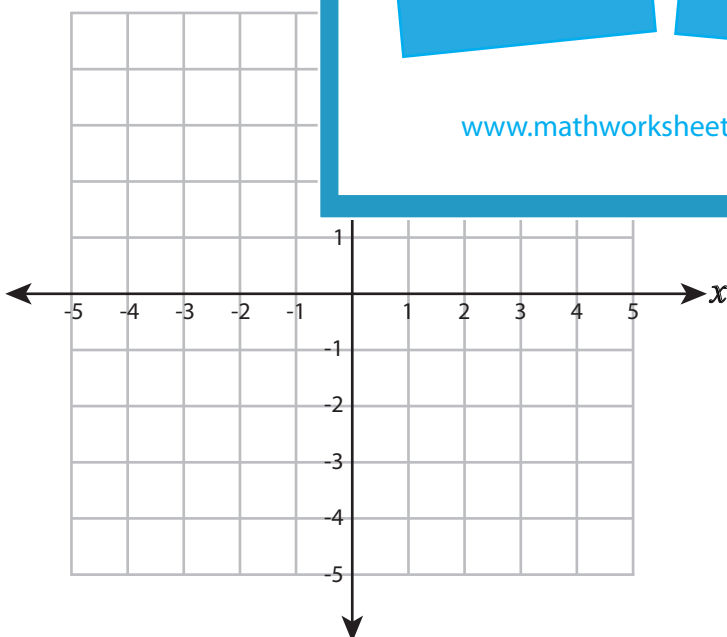
Draw ○ at (5, 0)

Draw ☆ at (-4, 5)

13) Draw □ at (-1, -3)

14) Draw △ at (0, 5)

15) Draw □ at (4, -4)



Plotting Points

All quadrants: S1

A) Plot each point on the coordinate grid.

1) D (-2, 3)

2) H (-1, -5)

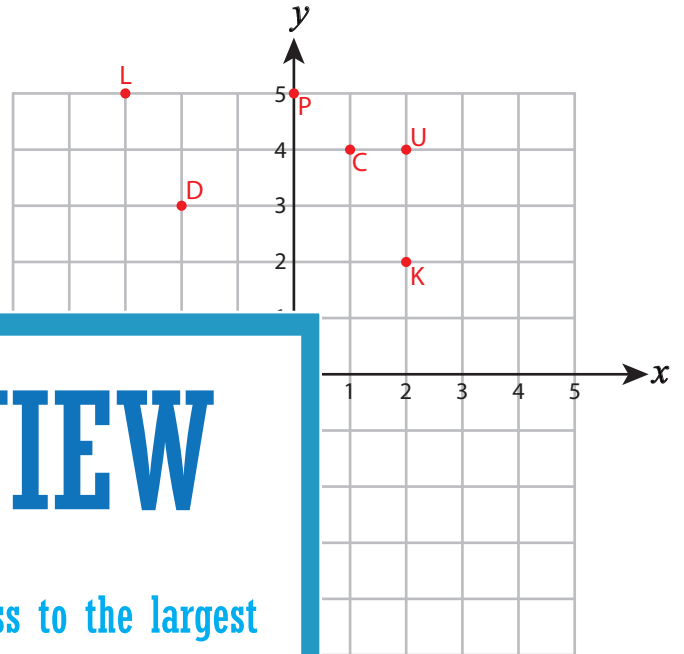
3) K (2, 2)

4) U (2, 4)

5) E (-1, -1)

7) P (0, 5)

9) C (1, 4)



PREVIEW

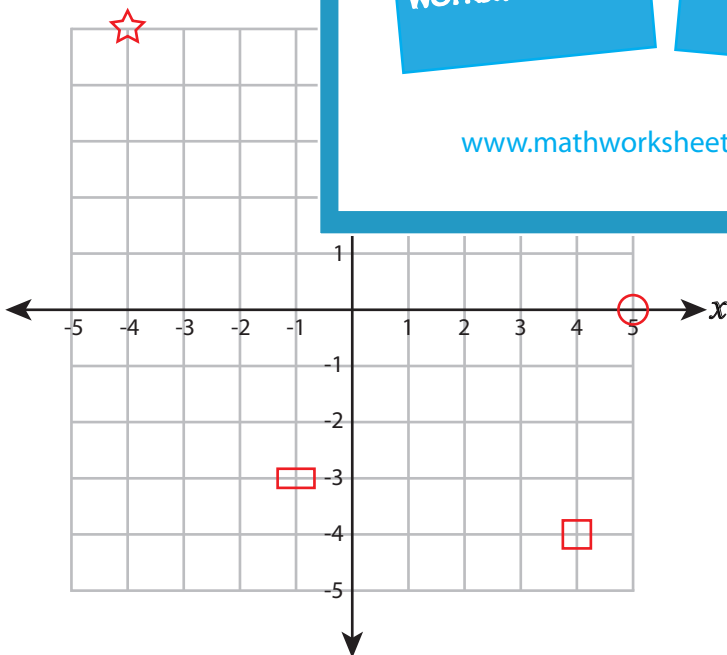
Gain complete access to the largest collection of worksheets in all subjects!

Members, please log in to download this worksheet.

Not a member? Please sign up to gain complete access.

www.mathworksheets4kids.com

B) Draw each shape on the coordinate grid.



Draw ○ at (5, 0)

Draw ☆ at (-4, 5)

13) Draw □ at (-1, -3)

14) Draw △ at (0, 5)

15) Draw □ at (4, -4)