

Plotting Points

All quadrants: S2

A) Plot each point on the coordinate grid.

1) J(1, 3)

2) L(-5, 1)

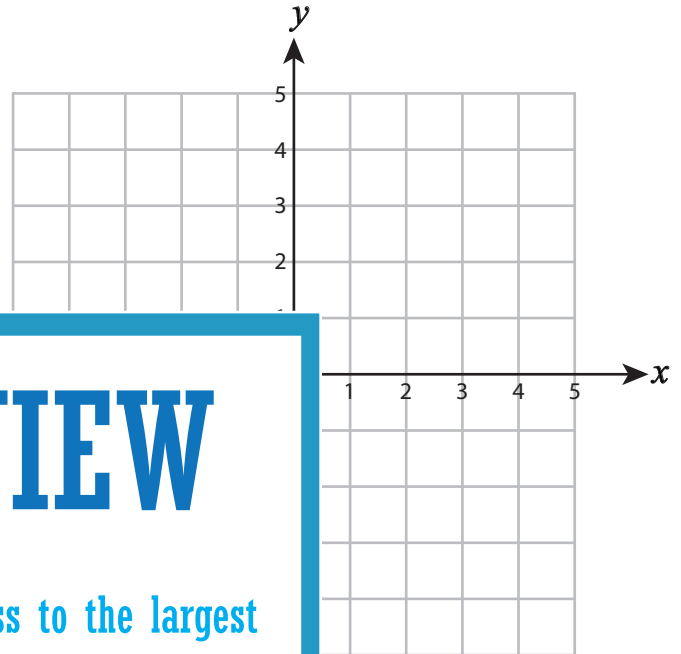
3) F(-4, -1)

4) Y(3, 1)

5) T(5, 5)

7) Q(-1, 4)

9) Z(2, -3)



PREVIEW

Gain complete access to the largest collection of worksheets in all subjects!

Members, please log in to download this worksheet.

Not a member? Please sign up to gain complete access.

www.mathworksheets4kids.com

B) Draw each shape on the

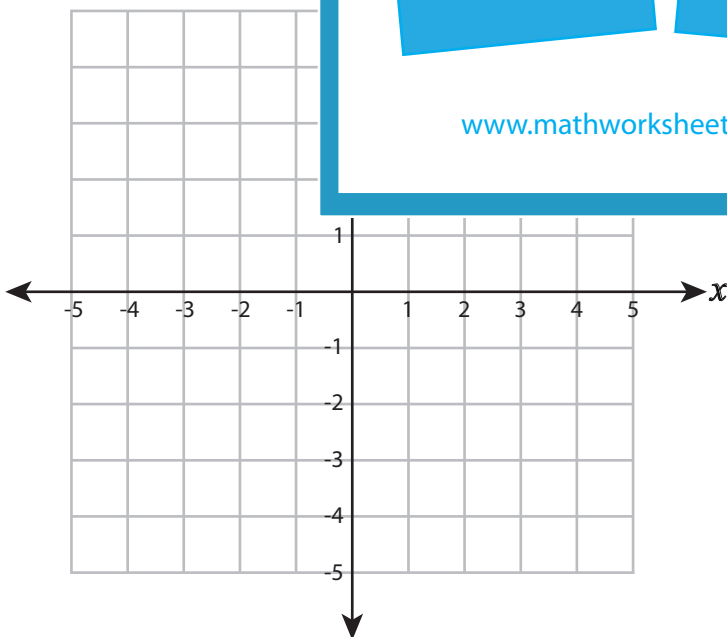
Draw ○ at (4, 3)

Draw ☆ at (1, -5)

13) Draw □ at (-4, -5)

14) Draw △ at (5, -4)

15) Draw □ at (0, -2)



Plotting Points

All quadrants: S2

A) Plot each point on the coordinate grid.

1) J(1, 3)

2) L(-5, 1)

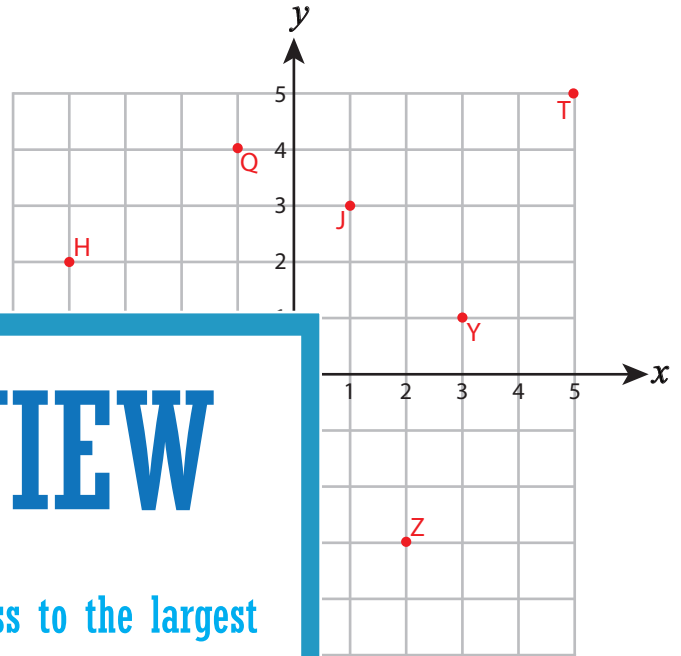
3) F(-4, -1)

4) Y(3, 1)

5) T(5, 5)

7) Q(-1, 4)

9) Z(2, -3)



PREVIEW

Gain complete access to the largest collection of worksheets in all subjects!

Members, please log in to download this worksheet.

Not a member? Please sign up to gain complete access.

www.mathworksheets4kids.com

B) Draw each shape on the

Draw ○ at (4, 3)

Draw ☆ at (1, -5)

13) Draw □ at (-4, -5)

14) Draw △ at (5, -4)

15) Draw □ at (0, -2)

