

Plotting Points

All quadrants: S3

A) Plot each point on the coordinate grid.

1) P(-4, 1)

2) E(5, 2)

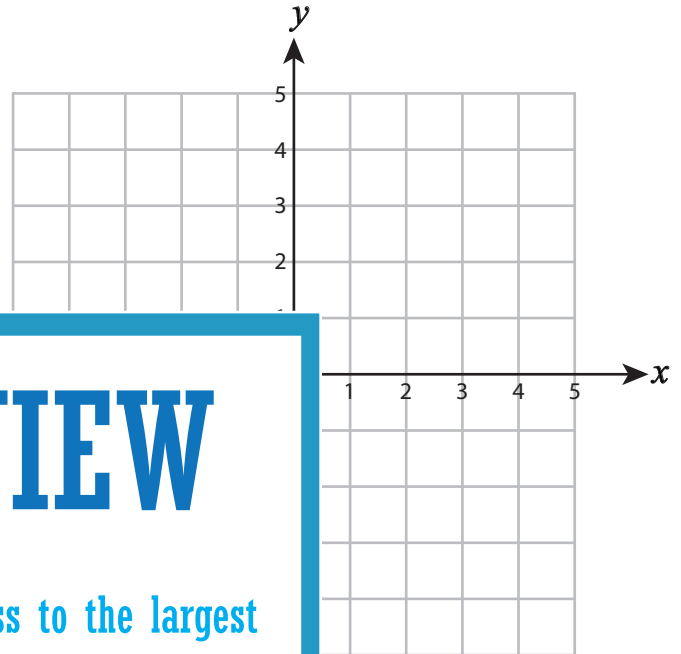
3) R(-2, -5)

4) I(1, -3)

5) M(-4, 4)

7) H(-2, 5)

9) L(3, -3)



PREVIEW

Gain complete access to the largest collection of worksheets in all subjects!

Members, please log in to download this worksheet.

Not a member? Please sign up to gain complete access.

www.mathworksheets4kids.com

B) Draw each shape on the

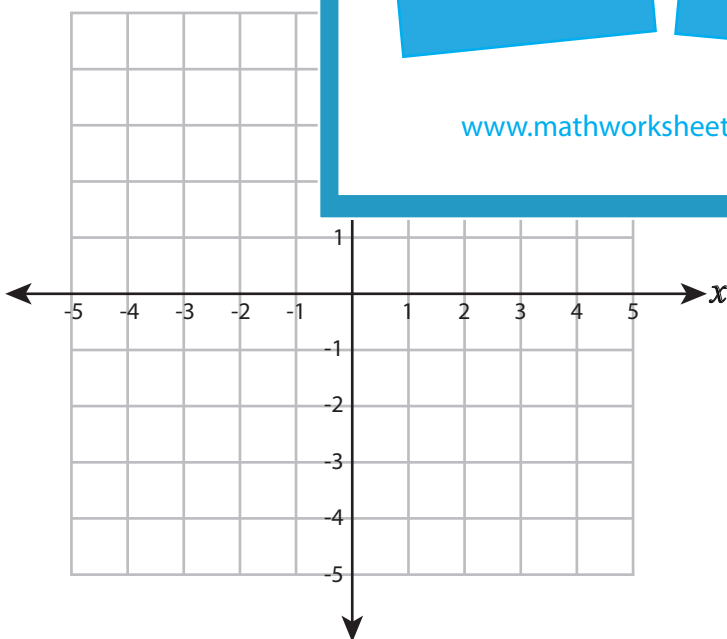
Draw ○ at (3, -4)

Draw ☆ at (-5, 5)

13) Draw □ at (3, 0)

14) Draw △ at (-1, -4)

15) Draw □ at (4, 4)



Plotting Points

All quadrants: S3

A) Plot each point on the coordinate grid.

1) P(-4, 1)

2) E(5, 2)

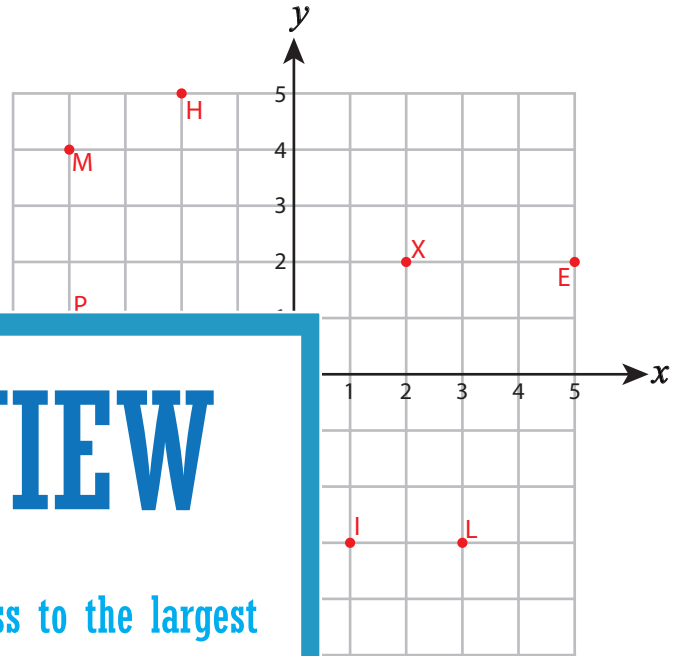
3) R(-2, -5)

4) I(1, -3)

5) M(-4, 4)

7) H(-2, 5)

9) L(3, -3)



PREVIEW

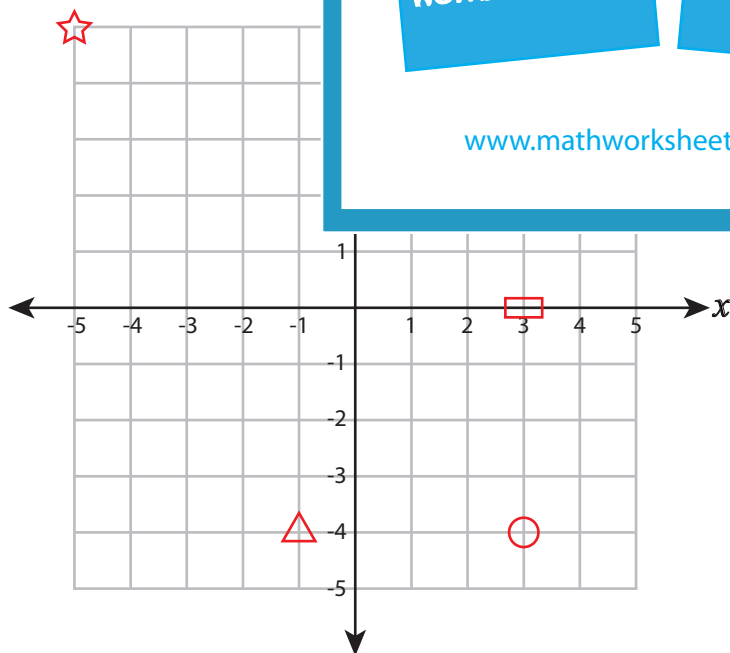
Gain complete access to the largest collection of worksheets in all subjects!

Members, please log in to download this worksheet.

Not a member? Please sign up to gain complete access.

www.mathworksheets4kids.com

B) Draw each shape on the coordinate grid.



Draw ○ at (3, -4)

Draw ☆ at (-5, 5)

13) Draw □ at (3, 0)

14) Draw △ at (-1, -4)

15) Draw □ at (4, 4)