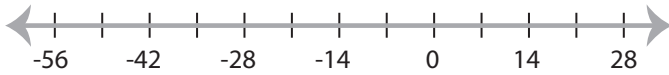


## Graphing Compound Inequalities

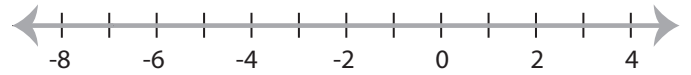
MS2

Graph the compound inequalities.

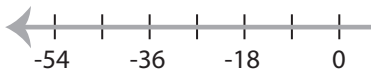
1)  $x \leq -35$  and  $x \leq 21$



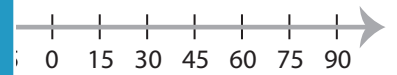
2)  $-6 < x$  or  $x \geq -7$



3)  $18 > x$  and  $x < 27$



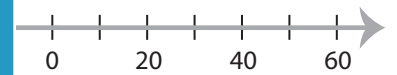
15



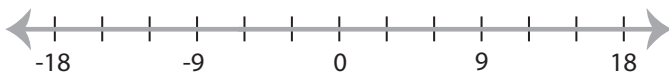
5)  $-32 < x$  or  $x \geq -48$



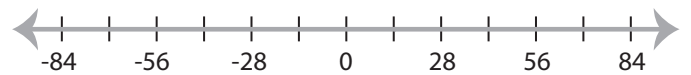
$< x$



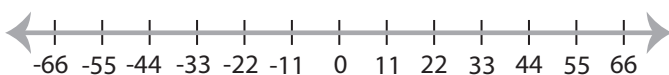
7)  $x \geq -3$  or  $x \geq -6$



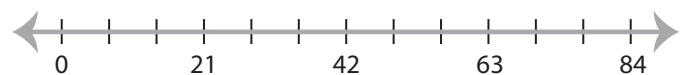
42



9)  $-44 < x$  and  $55 \leq x$



10)  $x \leq 77$  or  $x < 21$



# PREVIEW

Gain complete access to the largest collection of worksheets in all subjects!

Members, please log in to download this worksheet.

Not a member? Please sign up to gain complete access.

[www.mathworksheets4kids.com](http://www.mathworksheets4kids.com)