

Identifying Inequalities

ES4

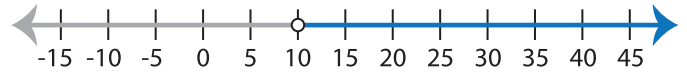
Choose the correct inequality that best describes each graph.

1)



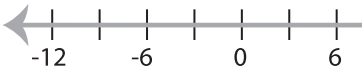
- a) $x + 1 \geq 10$ b) $x + 1 < 10$
 c) $x + 1 \leq 10$ d) $x + 1 > 10$

2)



- a) $x - 6 \geq 4$ b) $x - 6 < 4$
 c) $x - 6 > 4$ d) $x - 6 \leq 4$

3)

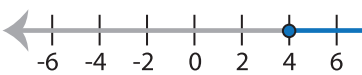


- a) $\frac{x}{9} > 2$
 c) $\frac{x}{2} \leq 9$

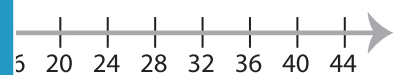


- b) $7x \geq 35$
 d) $7x < 35$

5)



- a) $4x \leq 16$
 c) $4x > 16$



- b) $8 + x \geq 12$
 d) $8 + x > 12$

PREVIEW

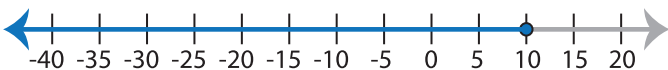
Gain complete access to the largest
collection of worksheets in all subjects!

Members, please
log in to
download this
worksheet.

Not a member?
Please sign up to
gain complete
access.

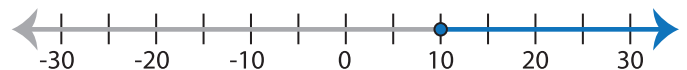
www.mathworksheets4kids.com

7)



- a) $x - 3 \leq 7$ b) $x - 3 > 7$
 c) $x - 3 \geq 7$ d) $x - 3 < 7$

8)



- a) $\frac{x}{2} > 5$ b) $\frac{x}{2} \geq 5$
 c) $\frac{x}{2} < 5$ d) $\frac{x}{2} \leq 5$