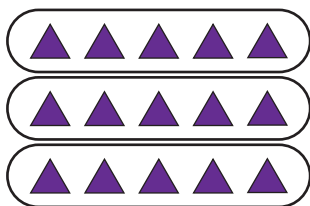


## Multiplying Fractions - Arrays

1)



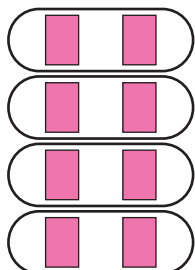
This illustration shows 15 triangles divided equally into 3 rows.

$$\frac{1}{3} \text{ of } 15 = \text{number of triangles in each row} = \underline{\hspace{2cm}}$$

$$\frac{2}{3} \text{ of } 15 = \text{number of triangles in 2 rows}$$

$$\frac{2}{3} \times 15 = \underline{\hspace{2cm}} \text{ triangles}$$

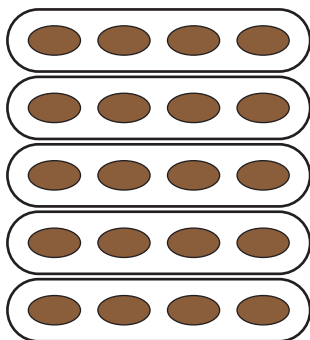
2)



\_\_\_\_\_ divided equally into 4 rows.

$$\frac{1}{4} = \underline{\hspace{2cm}}$$

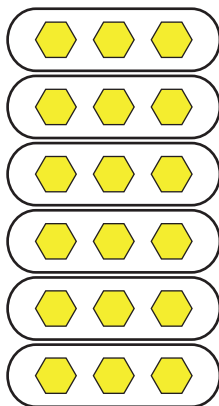
3)



\_\_\_\_\_ divided equally into 5 rows.

$$\frac{1}{5} = \underline{\hspace{2cm}}$$

4)



This illustration shows 18 hexagons divided equally into 6 rows.

$$\frac{1}{6} \text{ of } 18 = \text{number of hexagons in each row} = \underline{\hspace{2cm}}$$

$$\frac{5}{6} \text{ of } 18 = \text{number of hexagons in 5 rows}$$

$$\frac{5}{6} \times 18 = \underline{\hspace{2cm}} \text{ hexagons}$$

# PREVIEW

Gain complete access to the largest collection of worksheets in all subjects!

Members, please log in to download this worksheet.

Not a member? Please sign up to gain complete access.

[www.mathworksheets4kids.com](http://www.mathworksheets4kids.com)