

## Multiplying Fractions - Arrays

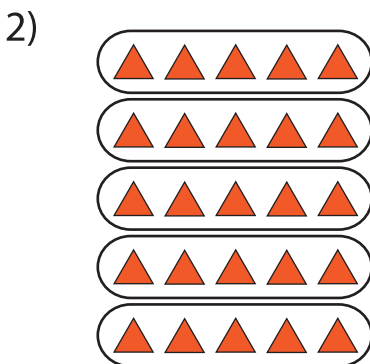


This illustration shows 24 stars divided equally into 6 rows.

$$\frac{1}{6} \text{ of } 24 = \text{number of stars in each row} = \underline{\hspace{2cm}}$$

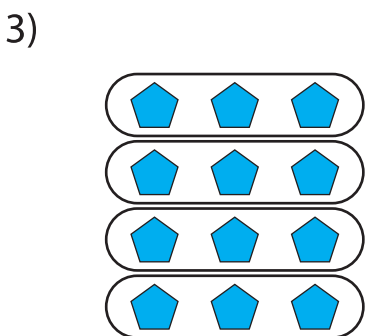
$$\frac{2}{6} \text{ of } 24 = \text{number of stars in 2 rows}$$

$$\frac{2}{6} \times 24 = \underline{\hspace{2cm}} \text{ stars}$$



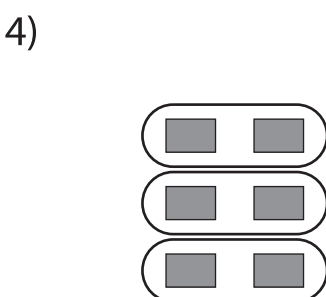
divided equally into 5 rows.

$$= \underline{\hspace{2cm}}$$



divided equally into 4 rows.

$$\text{row} = \underline{\hspace{2cm}}$$



This illustration shows 6 rectangles divided equally into 3 rows.

$$\frac{1}{3} \text{ of } 6 = \text{number of rectangles in each row} = \underline{\hspace{2cm}}$$

$$\frac{2}{3} \text{ of } 6 = \text{number of rectangles in 2 rows}$$

$$\frac{2}{3} \times 6 = \underline{\hspace{2cm}} \text{ rectangles}$$

# PREVIEW

Gain complete access to the largest collection of worksheets in all subjects!

Members, please log in to download this worksheet.

Not a member? Please sign up to gain complete access.

[www.mathworksheets4kids.com](http://www.mathworksheets4kids.com)