

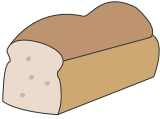




Choco Chips Bakery

The data provided below indicates the sales of a variety of confectioneries over the weekend at La Munchkinierre. Read the data and answer the questions that follow.

Cookies	Brownies	Bread	Donuts	Muffins
				
622				496

1) What is the ratio of cookies to donuts?

2) Which two bakery items have the same ratio as cookies to donuts?

3) Compare the ratio of bread to muffins to the ratio of cookies to donuts.

4) Find the ratio of the most number of bakery items sold to the least number of items that were sold over the weekend.

5) Can you spot any other equivalent ratios displayed in the data presented, other than the ratio of bread to muffins?

PREVIEW

Gain complete access to the largest collection of worksheets in all subjects!

Members, please log in to download this worksheet.

Not a member? Please sign up to gain complete access.

www.mathworksheets4kids.com

_____ / items that were sold.