


Name : \_\_\_\_\_

# Percent - Shaded Region


Sheet 3

Calculate the percentage of the shaded region for each figure.


1)




2)



3)



4)




**PREVIEW**

Gain complete access to the largest collection of worksheets in all subjects!

Members, please log in to download this worksheet.

Not a member? Please sign up to gain complete access.

[www.mathworksheets4kids.com](http://www.mathworksheets4kids.com)



7)

