

Name : _____

3D Shapes and Nets

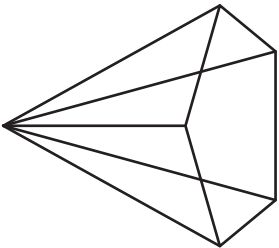
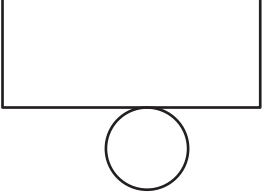
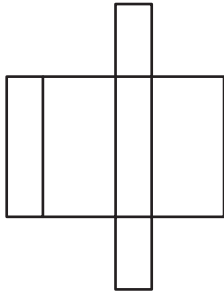

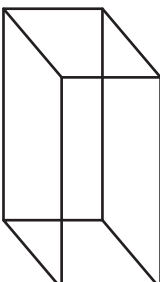

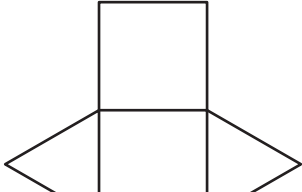
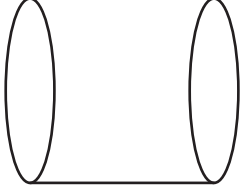
Cut out the 3D shapes and nets. Glue them in the appropriate columns.

Shapes	Cone	Rectangular Prism	Preview	Cylinder	Triangular Prism
Nets			<p>PREVIEW</p> <p>Gain complete access to the largest collection of worksheets in all subjects!</p> <p>Members, please log in to download this worksheet.</p> <p>Not a member? Please sign up to gain complete access.</p> <p>www.mathworksheets4kids.com</p>		

Name : _____

3D Shapes and Nets



PREVIEW

Gain complete access to the largest collection of worksheets in all subjects!

Members, please log in to download this worksheet.

Not a member? Please sign up to gain complete access.

www.mathworksheets4kids.com