

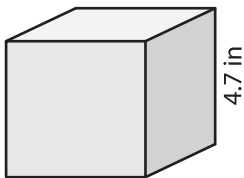
Name : _____

Surface Area - Cube

Sheet 1

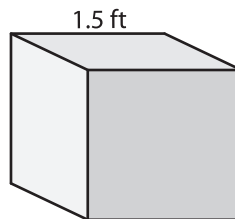
Find the surface area of each cube.

1)

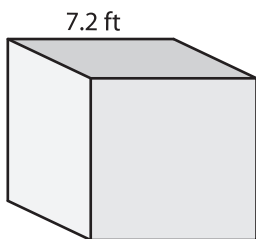


surface area = _____

2)

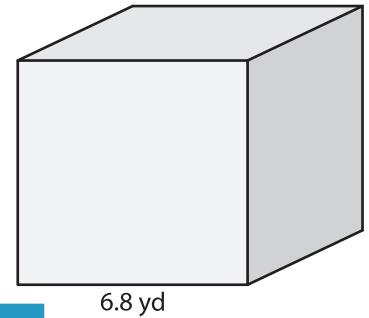


4)

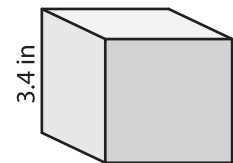


surface area = _____

3)



surface area = _____



surface area = _____

7) If the side length of the cube is 5.2 ft, find its surface area.

8) Determine the surface area of the cube, if its side length is 8.6 feet.

PREVIEW

Gain complete access to the largest collection of worksheets in all subjects!

Members, please log in to download this worksheet.

Not a member? Please sign up to gain complete access.

www.mathworksheets4kids.com