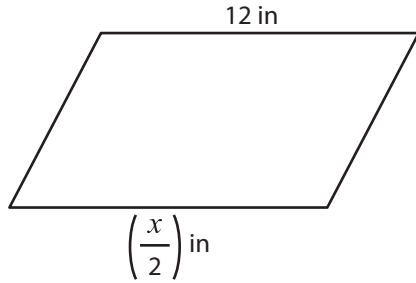


Name : _____

Parallelogram

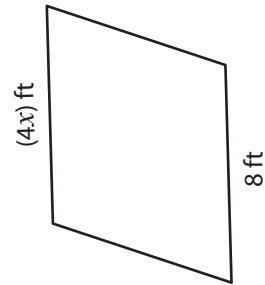
A) Find the value of x in each parallelogram.

1)



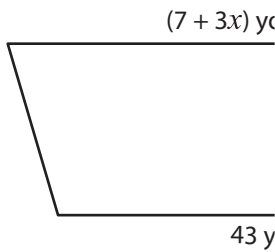
$x =$ _____

2)



$x =$ _____

3)



$x =$ _____



PREVIEW

Gain complete access to the largest collection of worksheets in all subjects!

Members, please log in to download this worksheet.

Not a member? Please sign up to gain complete access.

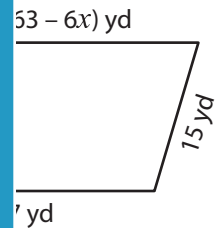
www.mathworksheets4kids.com

B) Find the value of

1)

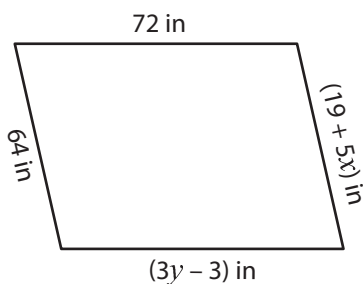


$x =$ _____ ;



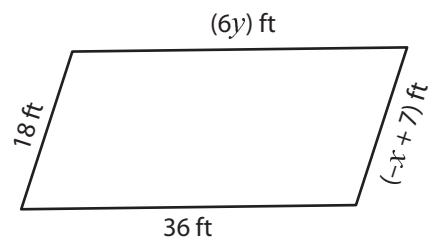
_____ ; $y =$ _____

3)



$x =$ _____ ; $y =$ _____

4)

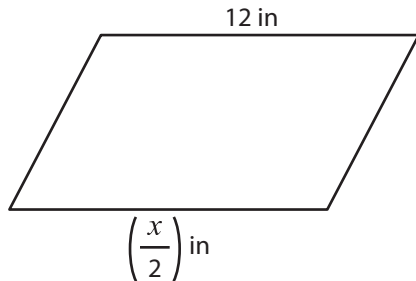


$x =$ _____ ; $y =$ _____

Parallelogram

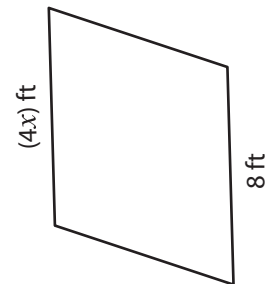
A) Find the value of x in each parallelogram.

1)



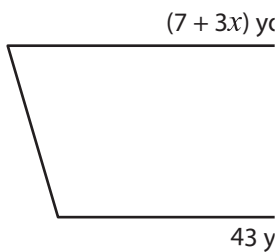
$$x = \underline{\quad 24 \quad}$$

2)



$$x = \underline{\quad 2 \quad}$$

3)



$$x = \underline{\quad 12 \quad}$$



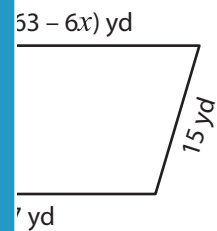
$$\underline{\quad -5 \quad}$$

B) Find the value of

1)

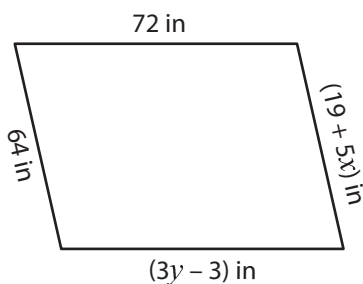


$$x = \underline{\quad -3 \quad} ;$$



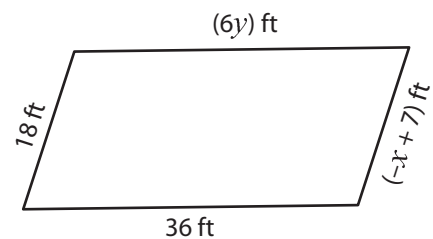
$$; y = \underline{\quad 11 \quad}$$

3)



$$x = \underline{\quad 9 \quad} ; y = \underline{\quad 25 \quad}$$

4)



$$x = \underline{\quad -11 \quad} ; y = \underline{\quad 6 \quad}$$

PREVIEW

Gain complete access to the largest collection of worksheets in all subjects!

Members, please log in to download this worksheet.

Not a member? Please sign up to gain complete access.

www.mathworksheets4kids.com