

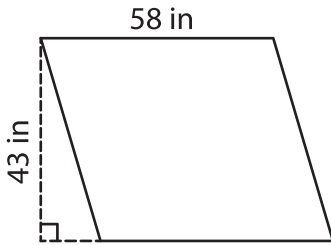
Name : \_\_\_\_\_

## Parallelogram – Area

T2L2S3

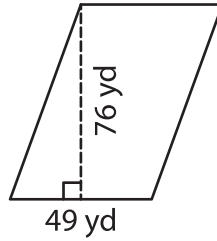
A) Find the area of each parallelogram.

1)



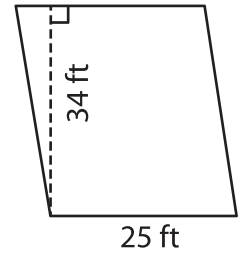
Area = \_\_\_\_\_

2)



Area = \_\_\_\_\_

3)



B) Find the area of each parallelogram.

4) base = 30 yd , height = 11 yd

Area = \_\_\_\_\_

Area = \_\_\_\_\_

6) base = 21 ft , height = 5 ft

Area = \_\_\_\_\_

Area = \_\_\_\_\_

8) Find the area of a parallelogram with a base of 10 inches and a height of 6 inches respectively.

Area = \_\_\_\_\_

# PREVIEW

Gain complete access to the largest collection of worksheets in all subjects!

Members, please log in to download this worksheet.

Not a member? Please sign up to gain complete access.

[www.mathworksheets4kids.com](http://www.mathworksheets4kids.com)

9) What is the area of a parallelogram with a height of 72 yards and a base of 13 yards?