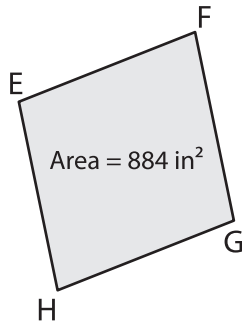


Name : \_\_\_\_\_

## Area of a Rhombus

Sheet 4

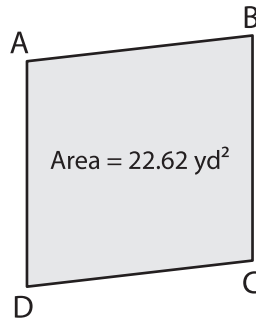
1)



EG = 40 in. Find FH.

\_\_\_\_\_

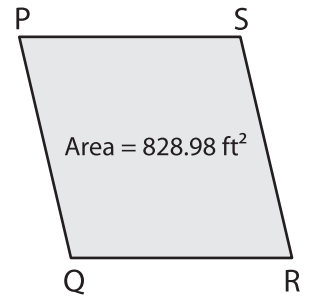
2)



BD = 8.7 yd. Find AC.

\_\_\_\_\_

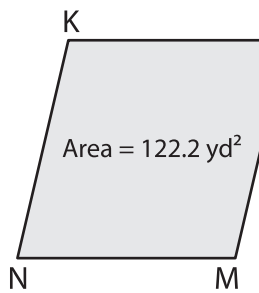
3)



QS = 36.2 ft. Find PR.

\_\_\_\_\_

4)



LN = 23.5 yd. Find KM.

\_\_\_\_\_

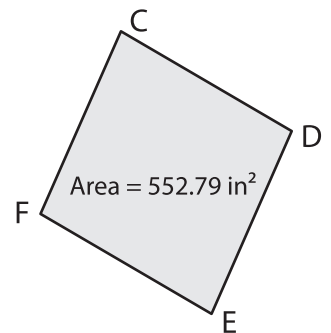
# PREVIEW

Gain complete access to the largest collection of worksheets in all subjects!

Members, please log in to download this worksheet.

Not a member? Please sign up to gain complete access.

[www.mathworksheets4kids.com](http://www.mathworksheets4kids.com)



DF = 29.8 in. Find CE.

\_\_\_\_\_

7) The area of a rhombus is 150 square inches. One diagonal is 10 inches long. Find the length of the other diagonal.

\_\_\_\_\_

12.4 yards, determine the area of the rhombus.

\_\_\_\_\_

8) The length of one of the diagonals of a rhombus is 20.5 inches. Find the length of the other diagonal, if the area is 328 square inches.

\_\_\_\_\_