

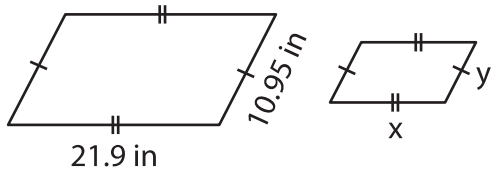
Name : \_\_\_\_\_

## Scale Factor - Finding Sides

Sheet 2

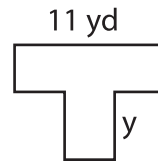
Each pair of figures is similar. Find  $x$  and  $y$ . (A denotes Area and P denotes Perimeter)

1)

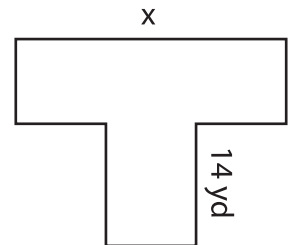


$P = 31.5 \text{ in}$

2)



$A = 7 \text{ yd}^2$

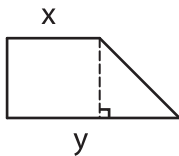


$A = 343 \text{ yd}^2$

$x = \underline{\hspace{2cm}} ;$

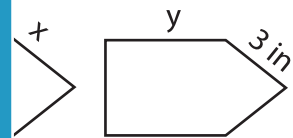
$y = \underline{\hspace{2cm}}$

3)



$A = 125 \text{ ft}^2$

$x = \underline{\hspace{2cm}} ;$



$P = 72.9 \text{ in}$

$y = \underline{\hspace{2cm}}$

5) Rectangle M and rectangle N are similar. Rectangle M has a length of 20 yards and a width of 4 yards respectively.

Rectangle N has a length of 10 yards and a width of  $y$  yards respectively.

PREVIEW

Gain complete access to the largest collection of worksheets in all subjects!

Members, please log in to download this worksheet.

Not a member? Please sign up to gain complete access.

www.mathworksheets4kids.com

6) The perimeters of two similar scalene triangles are 84 feet and 70 feet. If the two sides of the larger triangle measure 41.4 feet and 16.92 feet, find the corresponding sides of the smaller triangle.