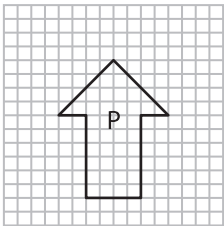


Scale Factors - MCQ

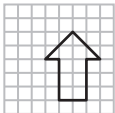
1) Identify the scaled copy of figure P.



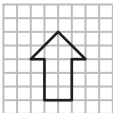
a)



b)



c)



2) Which of the follow

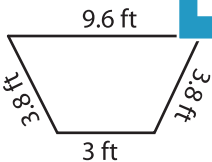
a) 1 : 3

3) What happens to t

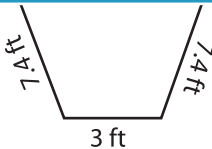
a) Enlargement

4) Which of the follow

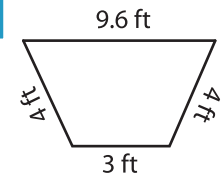
a)



b)



c)

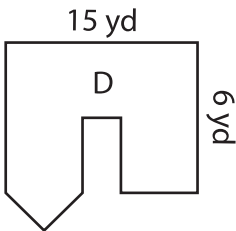


5) What would be the actual length, if the length of the model is 30 in and the scale factor is lesser than one?

a) 30 in

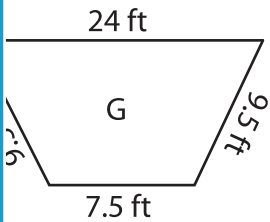
b) 17 in

c) 35 in



to new image is 3 : 1?

Reduction



PREVIEW

Gain complete access to the largest collection of worksheets in all subjects!

Members, please log in to download this worksheet.

Not a member? Please sign up to gain complete access.

www.mathworksheets4kids.com