

Name : _____

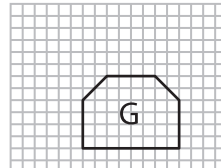
Scale Factors - MCQ

Sheet 1

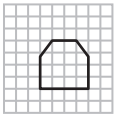
- 1) What would be the actual length, if the length of the model is 25 m and the scale factor is lesser than one?

a) 20 m b) 25 m c) 30 m

- 2) Which figure is the scaled copy of figure G?



a)



- 3) Which of the follow

Gain complete access to the largest collection of worksheets in all subjects!

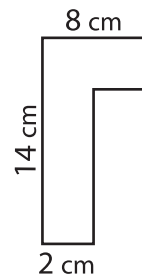
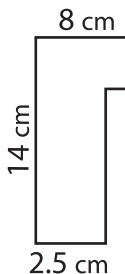
Members, please log in to download this worksheet.

Not a member? Please sign up to gain complete access.

www.mathworksheets4kids.com



a)

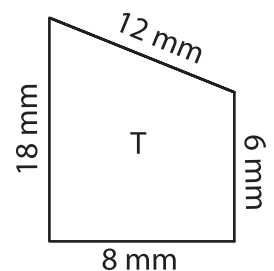
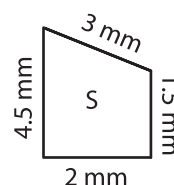


- 4) What happens to t

e to new image is 1 : 3?

a) Enlargement b) Reduction c) Remains same

- 5) Identify the scale factor of figure S to T.



a) 4 : 1 b) 1 : 4 c) 1 : 4.5