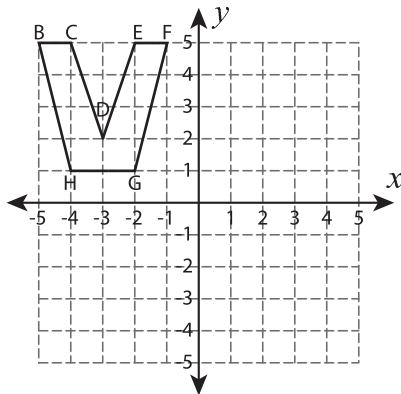


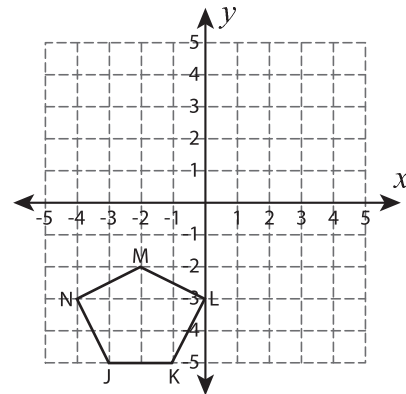
# Transform the Shapes

Graph the image of each shape after the given transformation.

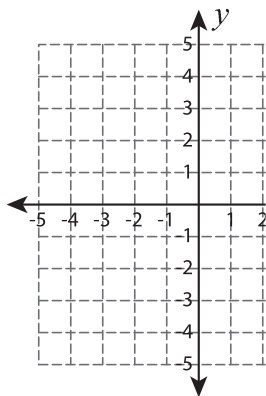
1)  $90^\circ$  clockwise rotation about the origin



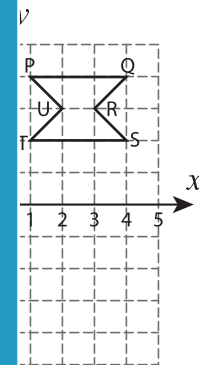
2) Translate 3 units up and 5 units right



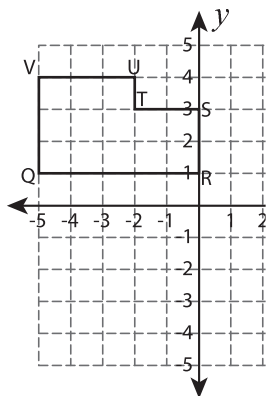
3) Reflection across the line  $y = 2$



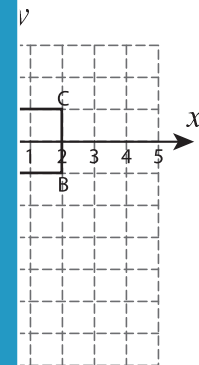
4)  $90^\circ$  counter-clockwise rotation about the origin



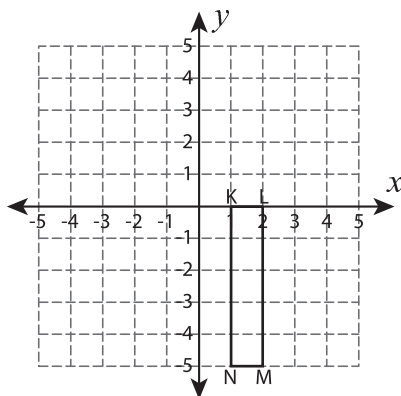
5) Translate 4 units down



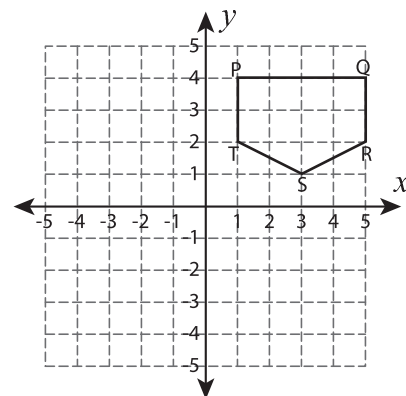
6) Reflection across the line  $y = -2$



7)  $90^\circ$  counterclockwise rotation about the origin



8) Translate 6 units left and 2 units down



## PREVIEW

Gain complete access to the largest collection of worksheets in all subjects!

Members, please log in to download this worksheet.

Not a member? Please sign up to gain complete access.

[www.mathworksheets4kids.com](http://www.mathworksheets4kids.com)