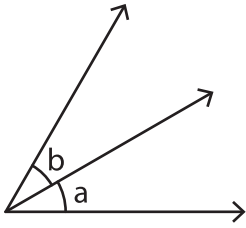


# Adjacent Angles

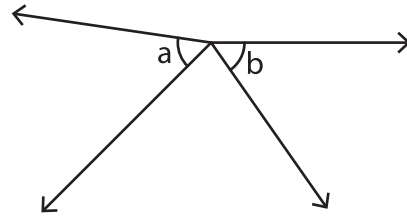
A) State whether the indicated angle pairs are adjacent or not.

1)



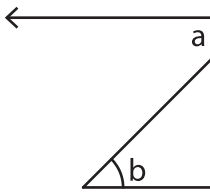
\_\_\_\_\_

2)



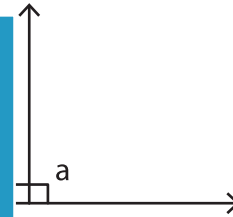
\_\_\_\_\_

3)



\_\_\_\_\_

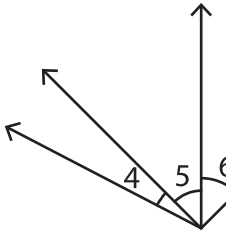
4)



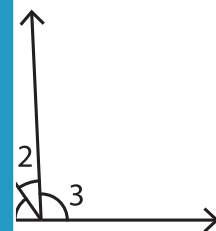
\_\_\_\_\_

B) Identify the two pairs of adjacent angles in the figure.

1)

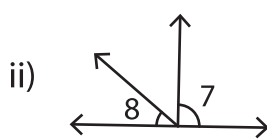
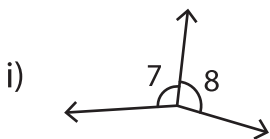


\_\_\_\_\_

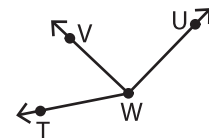


\_\_\_\_\_

C) 1) In which of the following pairs of angles are adjacent angles?



2) Identify the arm common to the adjacent angles in the figure.



i)  $\overrightarrow{WT}$

ii)  $\overrightarrow{WU}$

$\overrightarrow{WV}$

## PREVIEW

Gain complete access to the largest collection of worksheets in all subjects!

Members, please log in to download this worksheet.

Not a member? Please sign up to gain complete access.

www.mathworksheets4kids.com